



# Vermont Polling

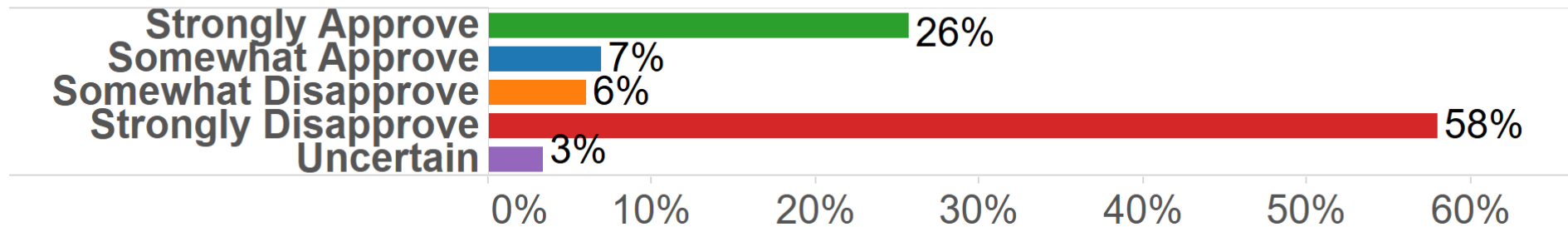
Contact: Doug Kaplan, 407-242-1870

## Executive Summary

Gravis Marketing, a nonpartisan research firm, conducted a random survey of 885 likely voters in Vermont. The poll was conducted from October 30<sup>th</sup> through November 1<sup>st</sup>, with a margin of error of  $\pm 3.3\%$ . The totals may not round to 100% because of rounding. The survey was conducted using interactive voice responses and an online panel of cell phone users. The results are weighted by voting demographics. The poll was Paid for by Gravis Marketing.

3) Do you strongly approve, somewhat approve, somewhat disapprove, or strongly disapprove of President Trump's job performance?

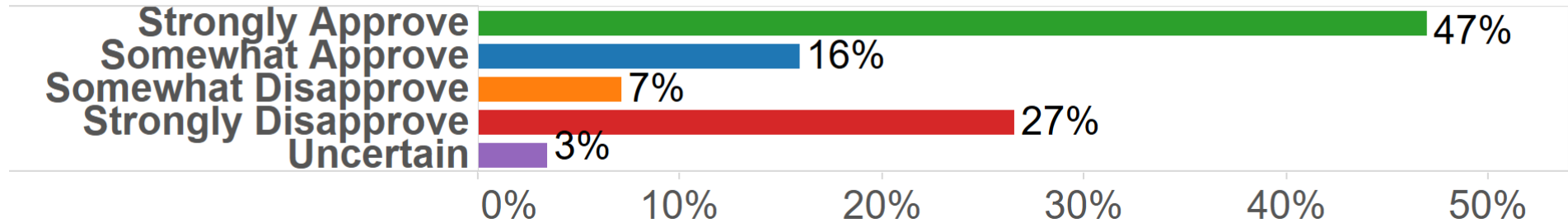
## Q3: TRUMP



	Party			Age group				Gender	
	Democrat	Independent or In Another Party	Republican	18-29	30-49	50-64	65 or older	Female	Male
Q3: TRUMPPERFORMANCE Somewhat Approve	2.3%	8.8%	11.7%	6.2%	5.0%	8.7%	6.7%	6.9%	6.8%
Somewhat Disapprove	5.0%	7.0%	6.1%	2.2%	9.1%	6.0%	4.4%	6.1%	6.0%
Strongly Approve	7.2%	18.0%	74.9%	31.5%	21.4%	26.4%	26.7%	16.3%	36.0%
Strongly Disapprove	81.7%	62.4%	5.8%	59.7%	59.7%	55.9%	58.5%	66.7%	48.6%
Uncertain	3.9%	3.8%	1.5%	0.4%	4.8%	3.0%	3.7%	4.0%	2.6%

4) Do you strongly approve, somewhat approve, somewhat disapprove, or strongly disapprove of Senator Sanders' job performance?

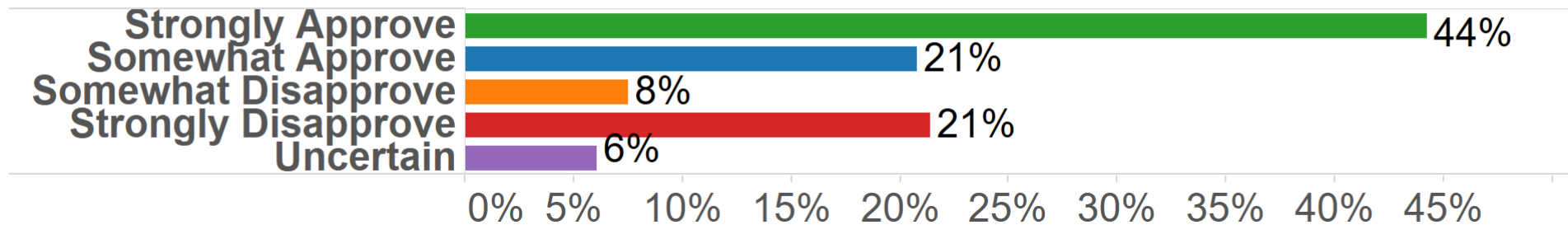
**Q4: SANDERS**



	Party			Age group				Gender	
	Democrat	Independent or In Another Party	Republican	18-29	30-49	50-64	65 or older	Female	Male
Q4: SANDERS PERFORMANCE Somewhat Approve	17.8%	18.4%	8.0%	20.6%	15.7%	16.6%	12.4%	19.8%	11.8%
Somewhat Disapprove	2.9%	8.9%	11.6%	13.6%	7.4%	4.9%	6.5%	7.9%	6.3%
Strongly Approve	68.2%	47.2%	7.2%	34.7%	52.8%	45.6%	49.2%	52.8%	40.7%
Strongly Disapprove	7.8%	22.6%	69.0%	28.9%	20.1%	29.1%	29.1%	16.6%	37.4%
Uncertain	3.4%	3.0%	4.2%	2.1%	4.0%	3.8%	2.8%	3.0%	3.9%

5) Do you strongly approve, somewhat approve, somewhat disapprove, or strongly disapprove of Senator Leahy's job performance?

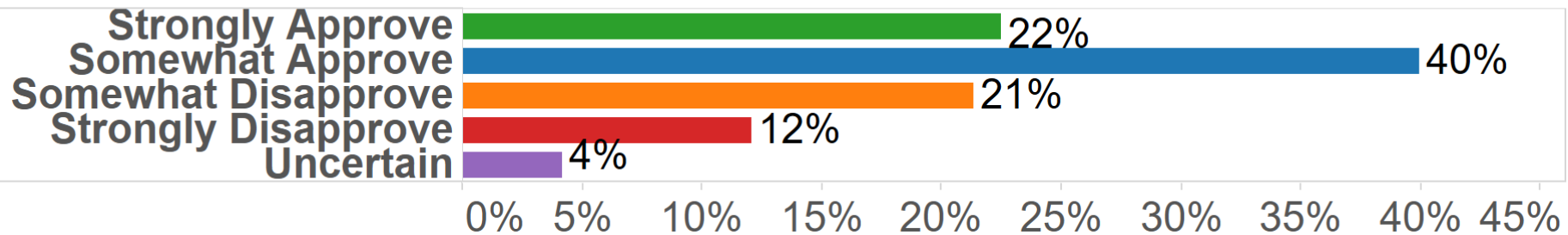
**Q5: LEAHY**



	Party			Age group				Gender	
	Democrat	Independent or In Another Party	Republican	18-29	30-49	50-64	65 or older	Female	Male
Q5: LEAHYPERFORMANCE Somewhat Approve	19.5%	25.0%	15.2%	34.4%	20.9%	19.3%	15.2%	25.7%	15.6%
Somewhat Disapprove	2.4%	6.3%	19.5%	6.9%	8.5%	7.0%	7.6%	8.0%	7.0%
Strongly Approve	66.0%	42.0%	8.0%	13.0%	50.3%	45.9%	52.2%	46.0%	42.3%
Strongly Disapprove	5.3%	21.0%	52.0%	29.2%	11.5%	25.3%	22.8%	12.1%	31.4%
Uncertain	6.9%	5.6%	5.3%	16.4%	8.8%	2.6%	2.3%	8.1%	3.8%

6) Do you strongly approve, somewhat approve, somewhat disapprove, or strongly disapprove of Governor Scott’s job performance?

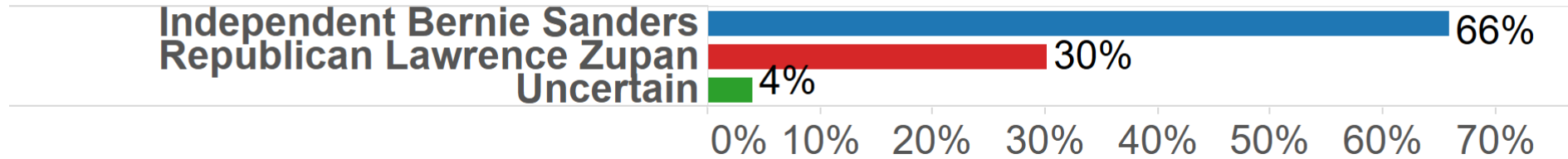
### Q6: SCOTT



	Party			Age group				Gender	
	Democrat	Independent or In Another Party	Republican	18-29	30-49	50-64	65 or older	Female	Male
Q6: SCOTTPERFORMANCE Somewhat Approve	46.9%	30.8%	44.6%	43.2%	33.8%	44.0%	39.1%	40.1%	39.8%
Somewhat Disapprove	23.0%	21.6%	17.8%	16.3%	24.9%	22.3%	18.2%	23.1%	19.4%
Strongly Approve	18.1%	21.7%	31.9%	11.5%	23.8%	18.8%	33.3%	22.4%	22.5%
Strongly Disapprove	9.1%	18.7%	5.1%	21.2%	10.8%	13.5%	6.2%	7.7%	16.9%
Uncertain	2.8%	7.3%	0.6%	7.8%	6.7%	1.4%	3.2%	6.6%	1.4%

7) If the election for Senate were held today and the candidates were Lawrence Zupan and Bernie Sanders, who would you vote for?

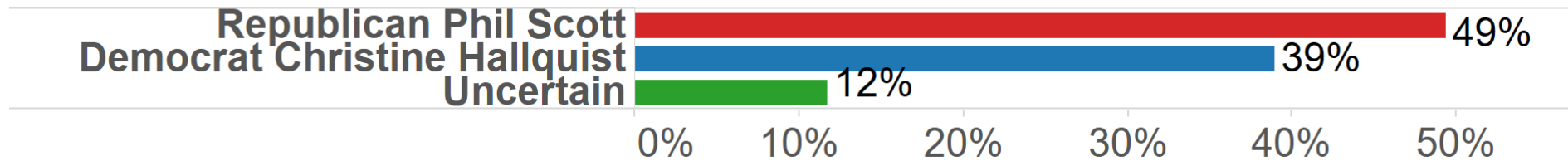
**Q7: SENATE**



	Party			Age group				Gender	
	Democrat	Independent or In Another Party	Republican	18-29	30-49	50-64	65 or older	Female	Male
Q7: ZUPANVSSANDERS Independent Bernie Sanders	89.7%	70.4%	12.9%	61.9%	73.9%	63.2%	62.5%	78.0%	52.7%
Republican Lawrence Zupan	6.8%	24.5%	84.0%	37.7%	21.8%	32.4%	32.3%	19.6%	41.4%
Uncertain	3.5%	5.1%	3.1%	0.4%	4.3%	4.4%	5.2%	2.3%	5.9%

8) If the election for Governor were held today and the candidates were Phil Scott and Christine Hallquist, who would you vote for?

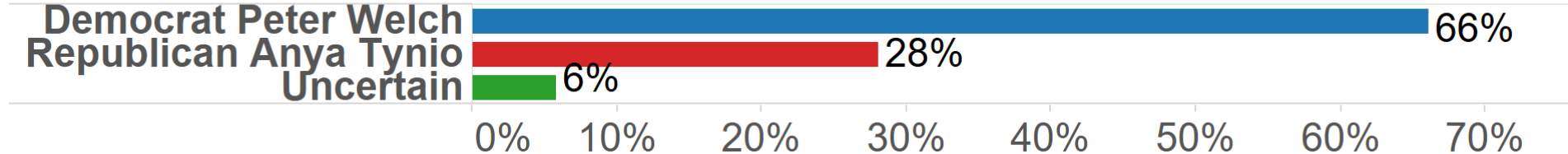
**Q8: GOVERNOR**



	Party			Age group				Gender	
	Democrat	Independent or In Another Party	Republican	18-29	30-49	50-64	65 or older	Female	Male
Q8: SCOTTVSHALLQUIST Democrat Christine Hallquist	59.6%	37.3%	3.6%	45.9%	40.3%	38.4%	33.9%	45.0%	32.4%
Republican Phil Scott	28.4%	46.4%	93.9%	35.6%	43.7%	52.6%	59.2%	43.6%	55.5%
Uncertain	12.0%	16.4%	2.5%	18.5%	16.0%	9.0%	6.9%	11.4%	12.1%

9) If the election for U.S. Representative were held today and the candidates were Anya Tynio and Peter Welch, who would you vote for?

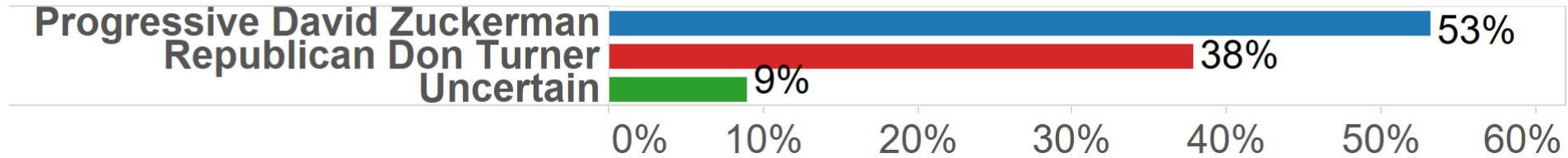
### Q9: U.S. REPRESENTATIVE



	Party			Age group				Gender	
	Democrat	Independent or In Another Party	Republican	18-29	30-49	50-64	65 or older	Female	Male
Q9: TYNIOVSWELCH Democrat Peter Welch	88.4%	68.9%	19.4%	54.2%	72.0%	63.6%	69.8%	72.9%	58.8%
Republican Anya Tynio	6.2%	24.9%	75.0%	35.7%	24.7%	29.2%	26.2%	18.9%	38.1%
Uncertain	5.4%	6.2%	5.6%	10.1%	3.3%	7.2%	3.9%	8.3%	3.1%

10) If the election for Lt. Governor were held today and the candidates were Don Turner and David Zuckerman, who would you vote for?

**Q10: LT. GOVERNOR**

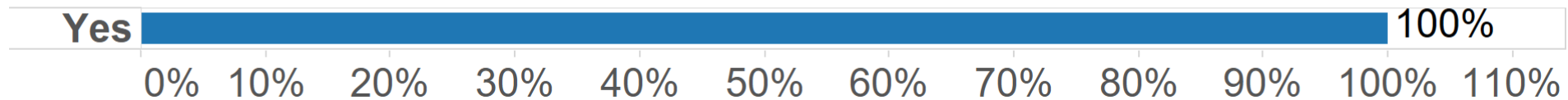


		Party			Age group				Gender	
		Democrat	Independent or In Another Party	Republican	18-29	30-49	50-64	65 or older	Female	Male
Q10:	Progressive David Zuckerman	75.8%	55.3%	7.3%	54.1%	60.8%	49.5%	49.4%	60.6%	45.2%
TURNERSZUCKERMAN	Republican Don Turner	13.0%	36.0%	87.6%	43.6%	26.2%	42.2%	41.9%	30.0%	46.4%
	Uncertain	11.2%	8.7%	5.1%	2.2%	13.0%	8.3%	8.7%	9.4%	8.4%

The following questions are for demographic purposes:

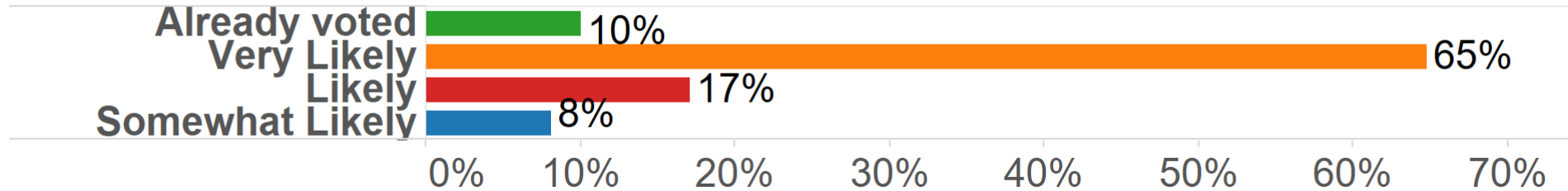
1) Are you registered to vote in Vermont?

**REGISTERED**



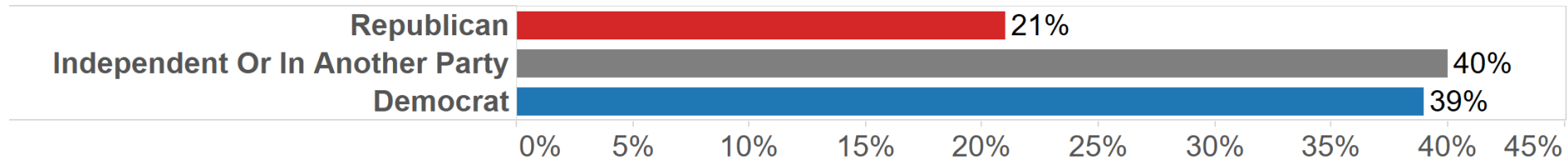
2) How likely are you to vote in the upcoming Vermont General Elections?

**LIKELIHOOD**



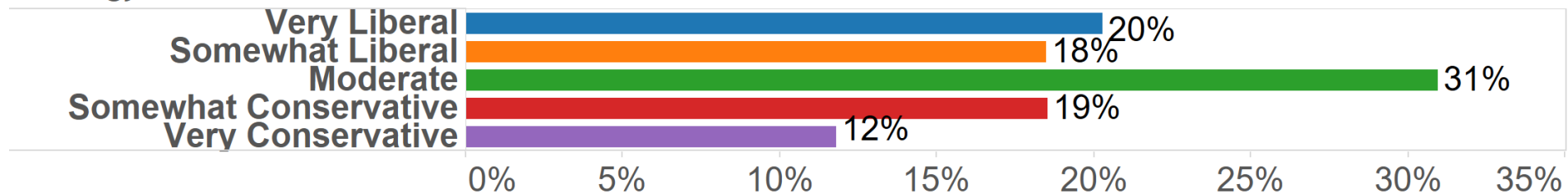
10) What is your party affiliation?

**Party**



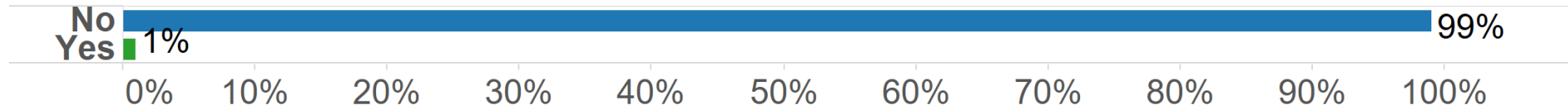
11) What is your political ideology?

**Ideology**



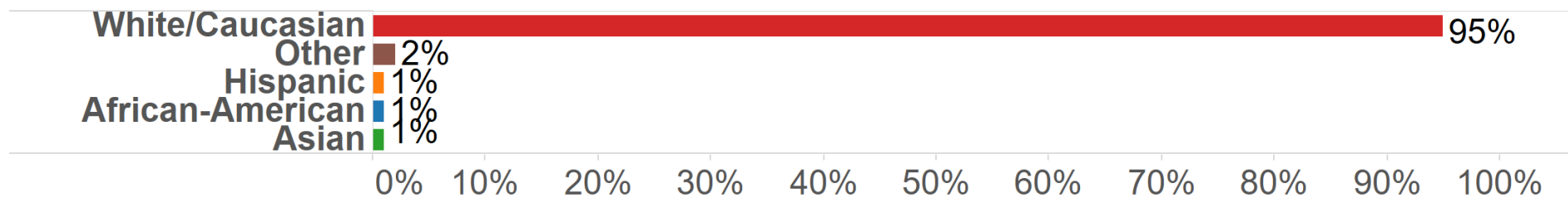
12) Are you or is a member of your immediate family from a Latino, Hispanic or Spanish speaking background?

**Hispanic**



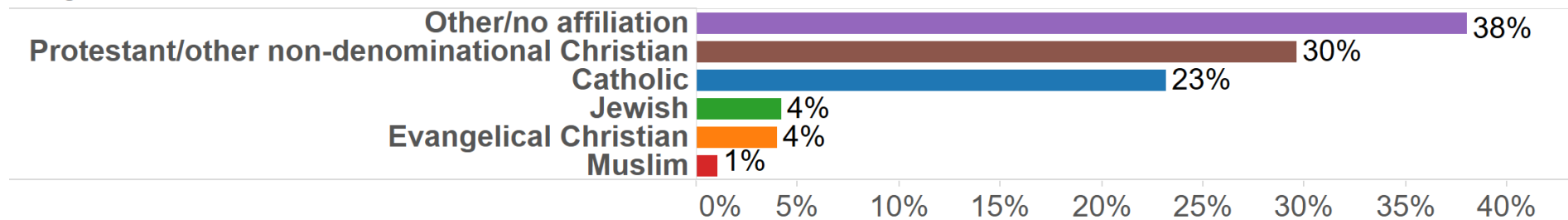
13) What race do you identify yourself as?

**Race**



14) Which of the following best represents your religious affiliation?

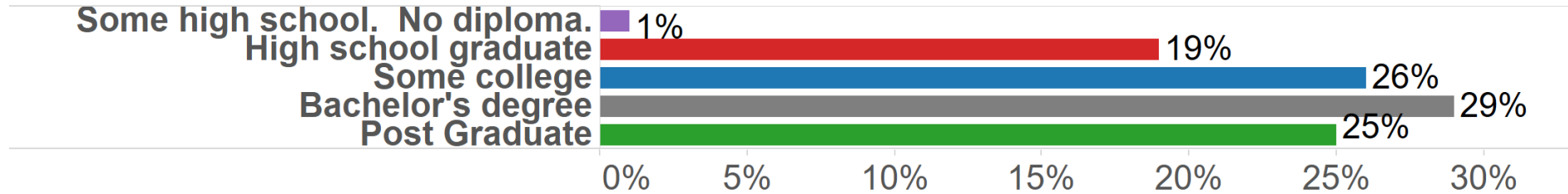
**Religious affiliation**





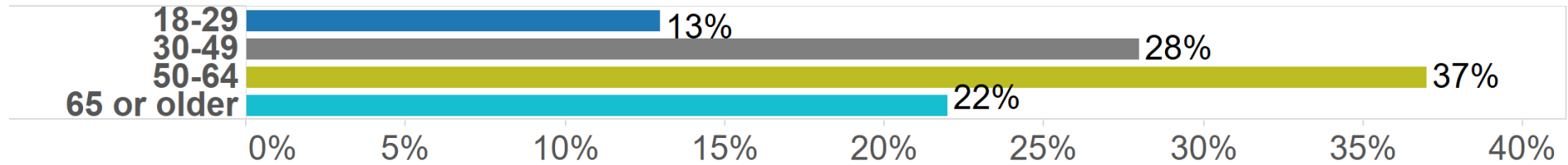
15) What is the highest level of education you have completed?

**Education Category**



16) How old are you?

**Age group**



17) What is your gender?

**Gender**

