

PAN ATLANTIC RESEARCH

217 Commercial St.
Portland, Maine 04101
(207) 221-8877

www.panatlanticresearch.com

***Report for Attention
of RealClearPolitics***

54TH OMNIBUS POLL™

“The Benchmark of Maine Public Opinion”

October, 2018

 **FiveThirtyEight**

*Nate Silver's Polling Website
#1 Ranked Maine-Based Pollster
2014 & 2018*

Bangor Daily News

*“Most Accurate Pollster on Maine's 2010
Gubernatorial Race”*

I. Background

PAN ATLANTIC RESEARCH

- Pan Atlantic Research is a Maine based, independent marketing research and consulting firm which is currently in its 34th year of successful operation.
- This Omnibus Poll is the 54th poll in a series conducted by Pan Atlantic Research on public policy, business, economic, technology, and lifestyle issues.
- The electoral research component of this Omnibus Poll was not commissioned or paid for by any clients or other parties. Proprietary research collected on other matters for clients (non-election issues) is not included in this report and is the sole property of those clients who commissioned it.

II. Methodology

PAN ATLANTIC RESEARCH

- The 54th Pan Atlantic Research Omnibus Poll™ was conducted between October 1st and October 7th, 2018.
- A randomly selected sample of **500** Maine residents (“likely voters”) was interviewed online. Participants were recruited using a panel provided by ResearchNow, a nationally known and highly respected research panel company.
- **Data were weighted using US Census Bureau data to match the composition of Maine’s historical voting population based on Congressional District, age, education, income, and gender.**
- Each of Maine’s two Congressional Districts are represented by approximately half of the sample. It should be noted that the sample size is more limited for each of the two Congressional Districts.

II. Methodology

- The survey was administered only to those who fulfilled the following criteria:
 - Are “certain,” “very likely,” or “likely” to vote in the upcoming election on November 6th, 2018
 - Are registered to vote in Maine
 - Voted in the presidential election in 2016 (if age-eligible)
 - Are ages 18 and older
 - Do not, nor does anyone in their household, work for a market research, advertising or media firm

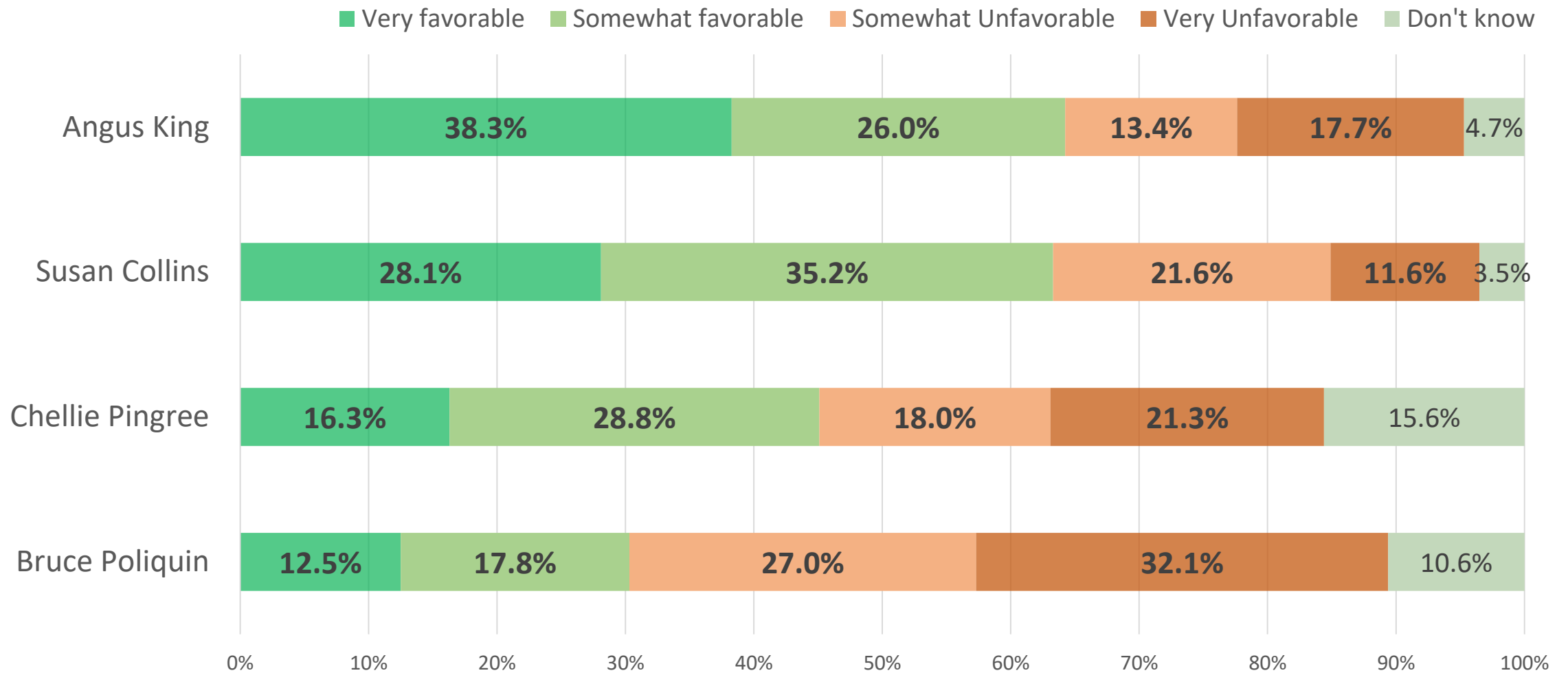
II. Methodology

- It should be noted that figures may not always equal 100.0 percent due to the rounding of decimals.
- After weights (for CD, education, income, age, and gender) have been applied, results which use all respondents have a margin of sampling error of approximately $\pm 4.4\%$ at the 95% confidence level.
- The results are broken out by various demographic subsamples, including Congressional District, political party affiliation, age, and gender. The margins of error for specific sub-samples are higher than the $\pm 4.4\%$ margin of sampling error for the entire sample.
- Finally, we note that as with all surveys, these results are indicative of public opinion at a singular point in time and do not seek to project final election results.

III. Pan Atlantic 54th Omnibus Poll Results:

Favorability Ratings of Maine's Congressional Delegation

Favorability Ratings (4-Point Scale)



- *The following are the names of some people holding or running for public office in Maine and nationally. For each person, please indicate whether you have a “very favorable”, “somewhat favorable”, “somewhat unfavorable”, or “very unfavorable” opinion of them. If you aren’t familiar with that person, check the box saying “not familiar.”*

Net Favorability (% Favorable - % Unfavorable)

Angus King	+33.2%
Susan Collins	+30.1%
<hr/>	
Chellie Pingree	
Statewide	+5.8%
1 st District Only	+13.9%
Bruce Poliquin	
Statewide	-28.8%
2 nd District Only	-26.1%

- Angus King has the highest net favorability among the elected officials tested at 33.2% followed by Susan Collins at 30.1%.
- Chellie Pingree and Bruce Poliquin have lower net favorability levels.

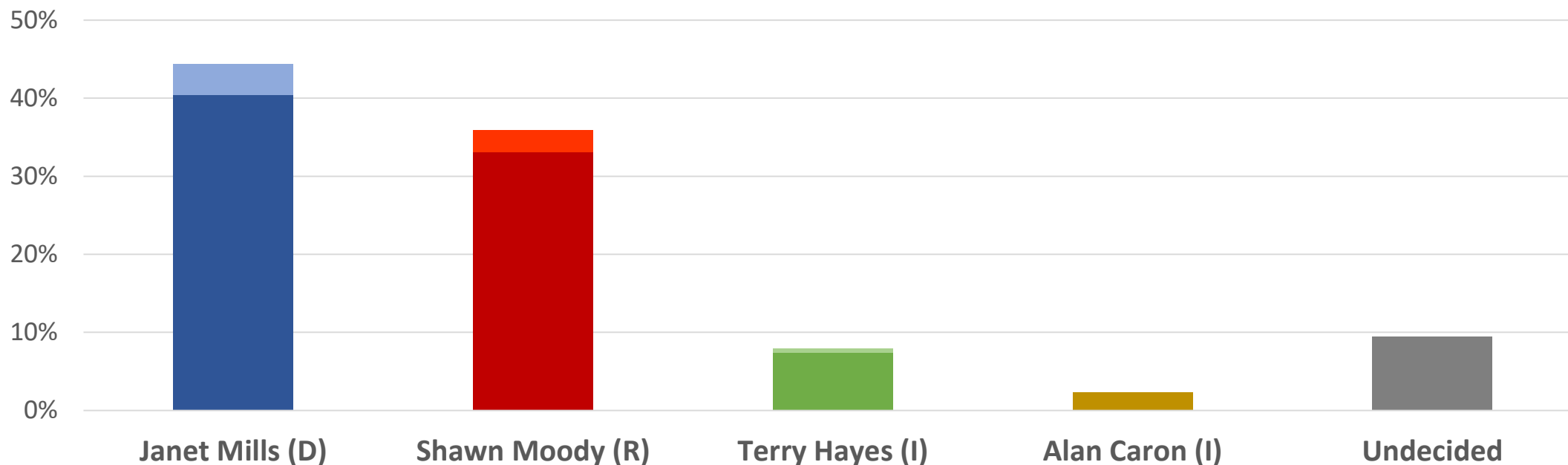
- *The following are the names of some people holding or running for public office in Maine and nationally. For each person, please indicate whether you have a “very favorable”, “somewhat favorable”, “somewhat unfavorable”, or “very unfavorable” opinion of them. If you aren’t familiar with that person, check the box saying “not familiar.”*

III. Pan Atlantic 54th Omnibus Poll Results:

2018 Elections

Gubernatorial Election

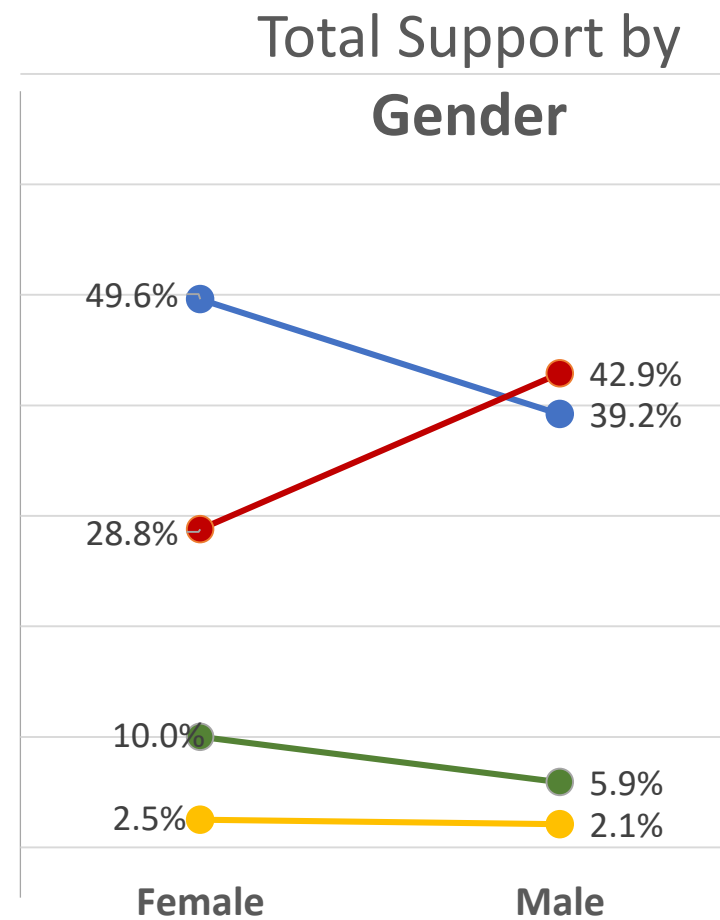
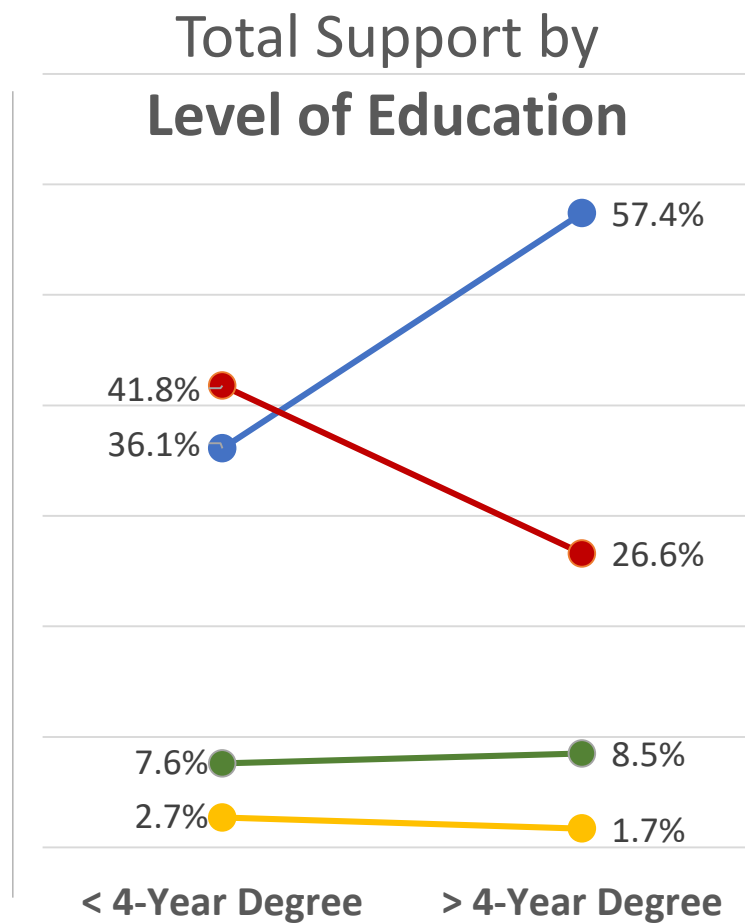
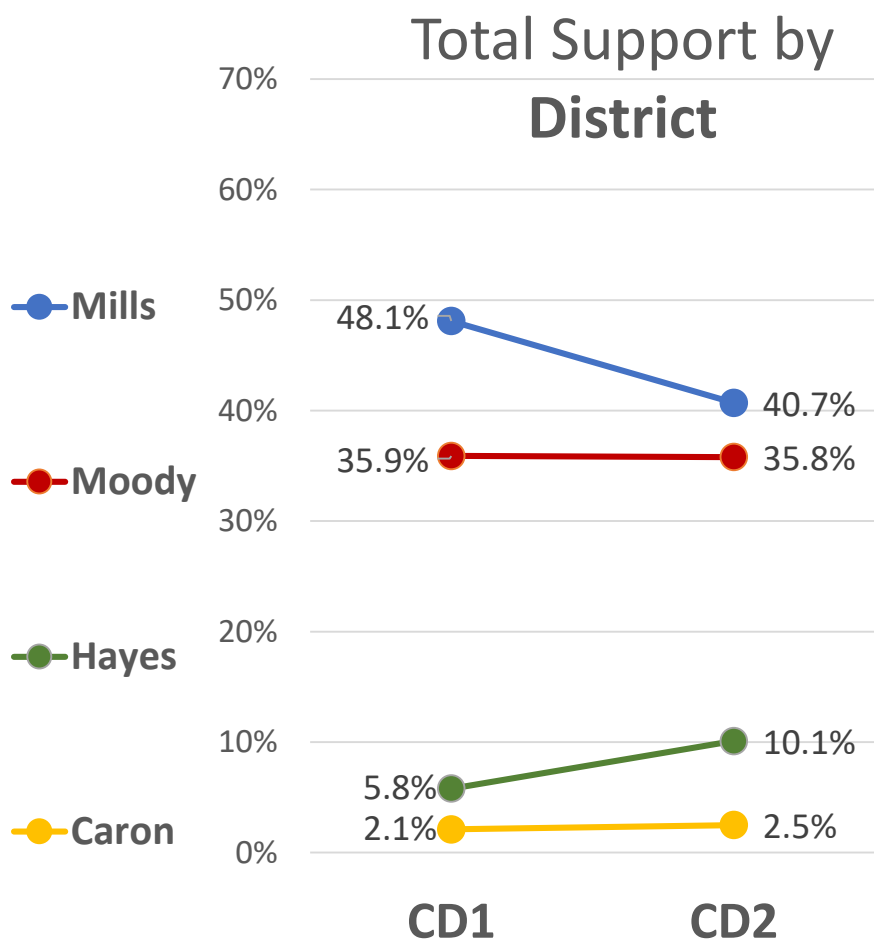
In this poll, Janet Mills (D) is leading Shawn Moody (R) by a margin of 8.5 percentage points.



	Janet Mills (D)	Shawn Moody (R)	Terry Hayes (I)	Alan Caron (I)	Undecided
Total Vote Share	44.4%	35.9%	7.9%	2.3%	9.5%
% Voting	40.4%	33.1%	7.4%	2.3%	
% Leaning	4.0%	2.8%	0.5%	0.0%	

- On November 6th, Mainers will vote to elect a new governor. If today were Election Day, who would you vote for?
- Which candidate are you **leaning towards** voting for, even if you have not yet fully made up your mind?

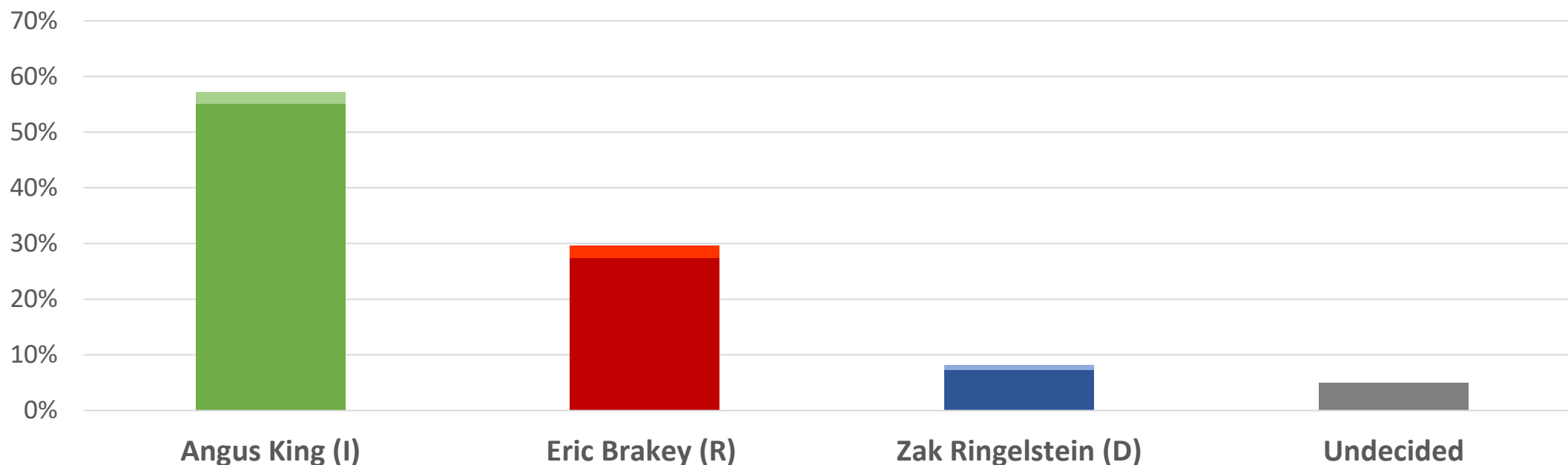
Gubernatorial Election – Key Demographics



- On November 6th, Mainers will vote to elect a new governor. If today were Election Day, who would you vote for?
- Which candidate are you **leaning towards** voting for, even if you have not yet fully made up your mind?

US Senate Election

Angus King (I) currently leads by a margin of 27.6 percentage points over Eric Brakey (R).



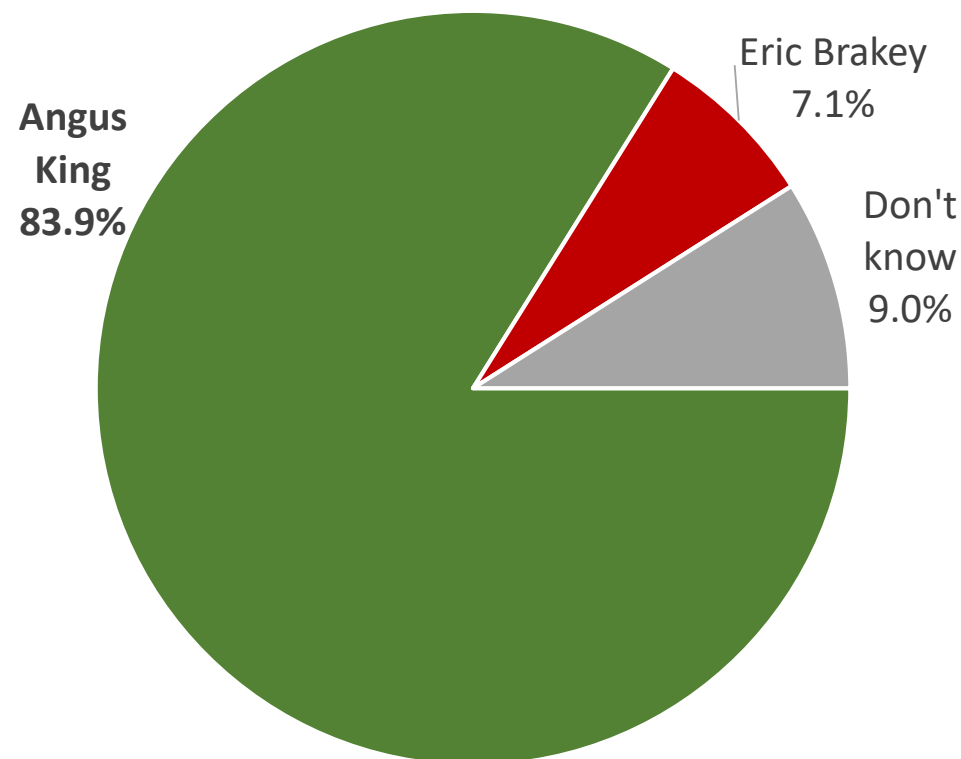
	Angus King (I)	Eric Brakey (R)	Zak Ringelstein (D)	Undecided
Total Vote Share	57.2%	29.6%	8.2%	5.0%
% Voting	55.1%	27.4%	7.3%	
% Leaning	2.1%	2.2%	0.9%	

- On November 6th, Mainers will also cast votes for US Senator. If today were Election Day, who would you vote for?
- Which candidate are you **leaning towards** voting for, even if you have not yet fully made up your mind?

US Senate Election – 2nd Choice

Second-Choice Votes Among Zak Ringelstein Voters

N=37

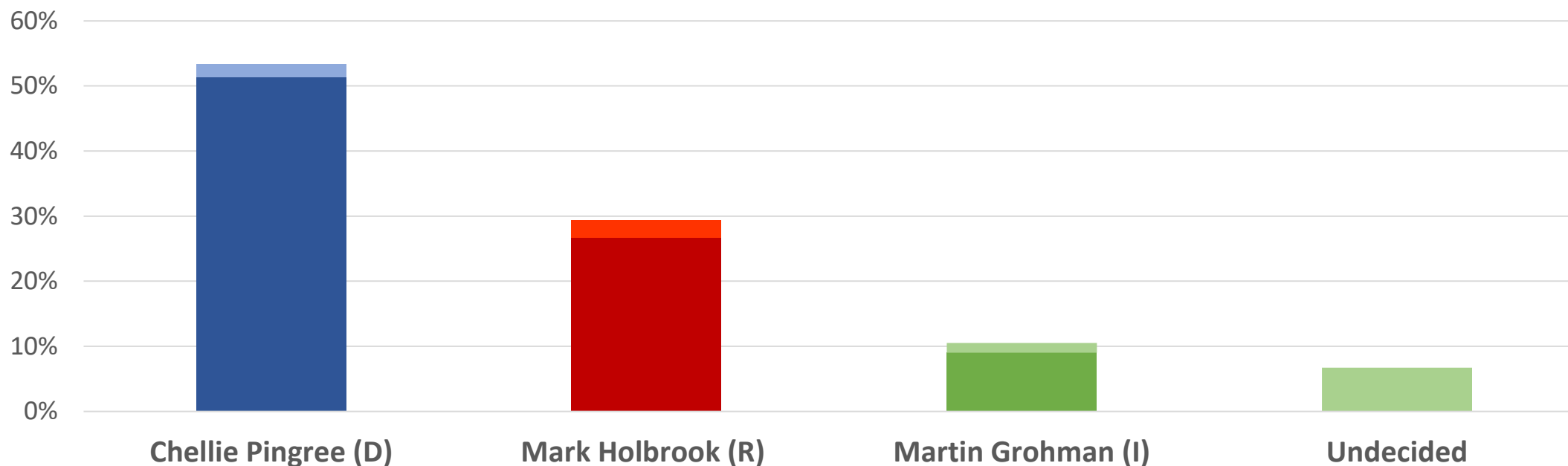


- *Which candidate would be your **second choice**?*

- Although the results of this poll indicate that at this point in time, Angus King would receive more than 50% of the “first-choice” votes in the election, thereby removing the necessity of tallying voters’ second choices in accordance with ranked choice voting procedures, we note that 83.9% of Zak Ringelstein voters (3rd place in the poll) named Angus King as their second choice.
- This suggests that if a second round of voter tallies were required, Angus King’s lead over Eric Brakey would be significantly extended.

CD1 Election

Chellie Pingree (D) leads by a margin of 24.0 percentage points over Mark Holbrook (R).



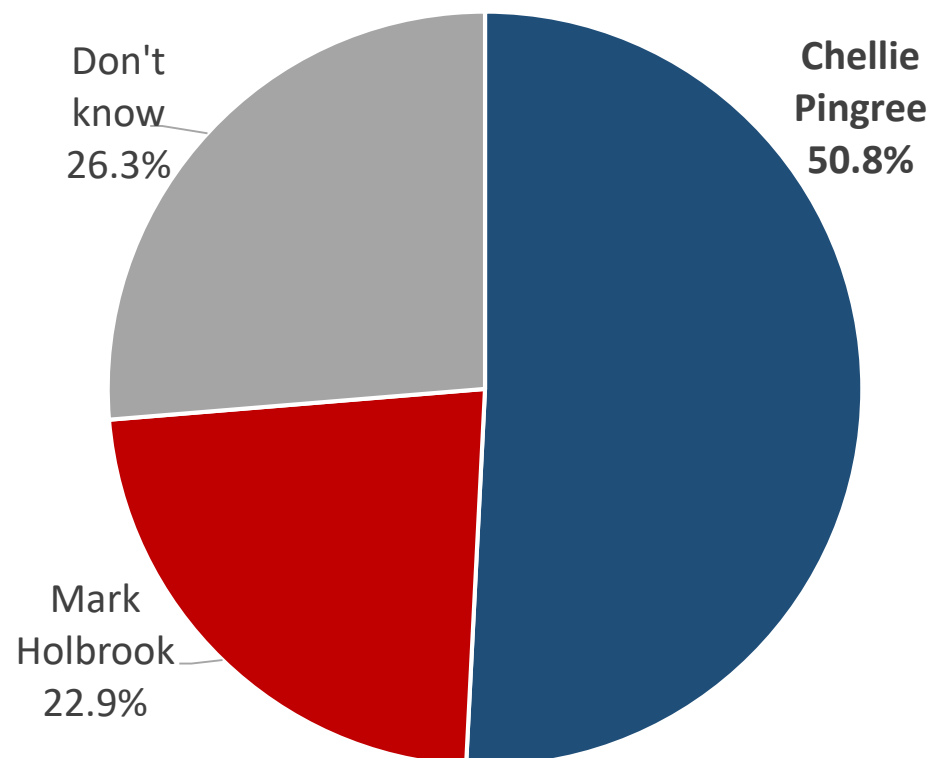
	Chellie Pingree (D)	Mark Holbrook (R)	Martin Grohman (I)	Undecided
Total Vote Share	53.4%	29.4%	10.5%	6.7%
% Voting	51.4%	26.7%	9.0%	
% Leaning	2.0%	2.7%	1.5%	

- On November 6th, Mainers will also vote for US Congressional Representatives. If today were Election Day, who would you vote for?
- Which candidate are you **leaning towards** voting for, even if you have not yet fully made up your mind?

Congressional District 1 Election – 2nd Choice

Second-Choice Votes Among **Martin Grohman** Voters

N=26

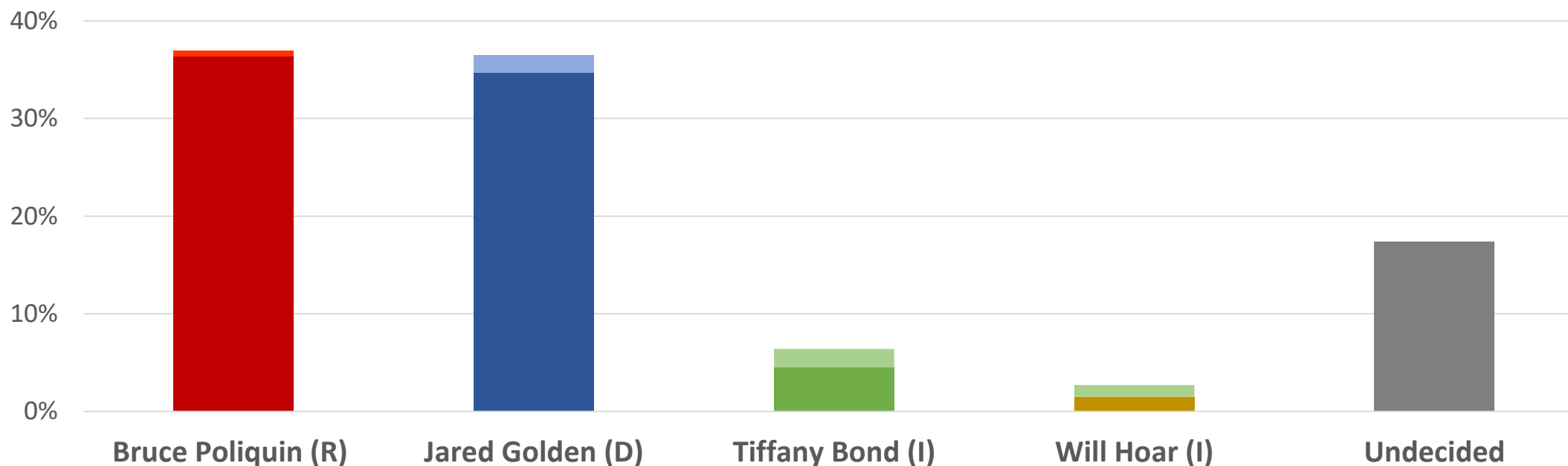


- *Which candidate would be your second choice?*

- Although the results of this poll indicate that at this point in time Chellie Pingree would receive slightly more than 50% of the “first-choice” votes in the election, thereby removing the necessity of tallying voters’ second choices in accordance with ranked choice voting procedures, we note that 50.8% of Martin Grohman voters named Chellie Pingree as their second choice versus 22.9% for Mark Holbrook.
- This suggests that if a second round of voter tallies were required, Chellie Pingree’s current poll lead over Mark Holbrook would be extended.

CD2 Election

Bruce Poliquin (R) and Jared Golden (D) are tied in a virtual dead heat.

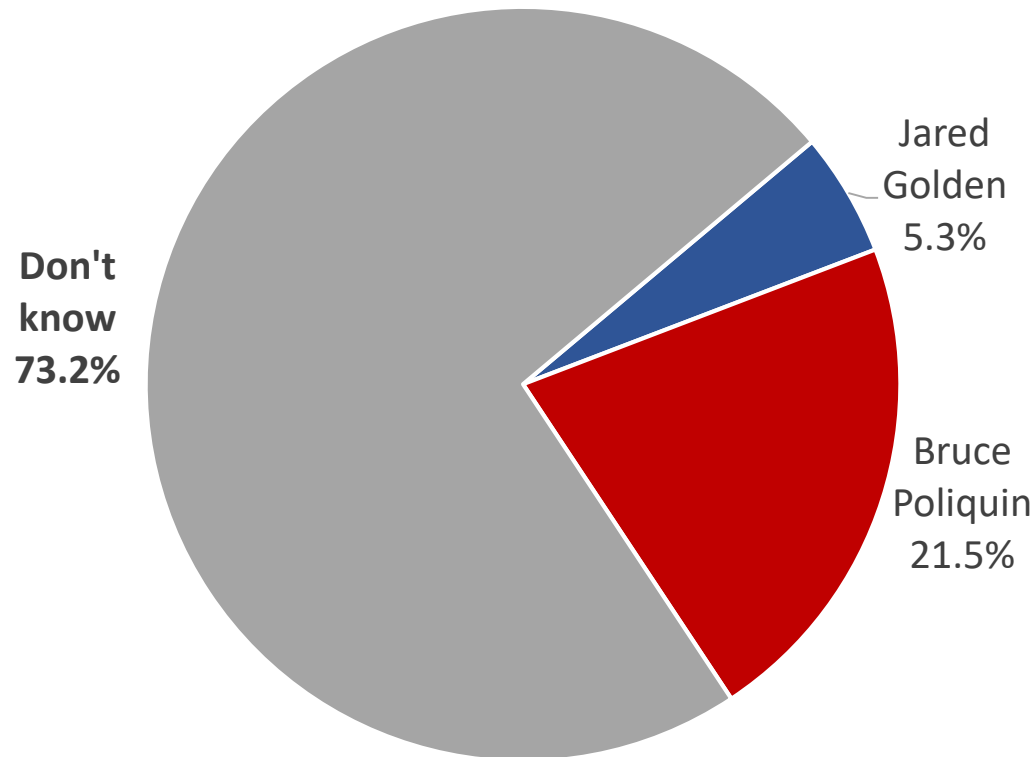


	Bruce Poliquin (R)	Jared Golden (D)	Tiffany Bond (I)	Will Hoar (I)	Undecided
Total Vote Share	37.0%	36.5%	6.4%	2.7%	17.4%
% Voting	36.4%	34.7%	4.5%	1.5%	
% Leaning	0.6%	1.8%	1.9%	1.2%	

- *On November 6th, Mainers will also vote for US Congressional Representatives. If today were Election Day, who would you vote for?*
- *Which candidate are you **leaning towards** voting for, even if you have not yet fully made up your mind?*

Congressional District 2 Election – 2nd Choice

Second-Choice Votes Among **Will Hoar** and **Tiffany Bond** Voters, Combined N=23



- *Which candidate would be your **second choice**?*

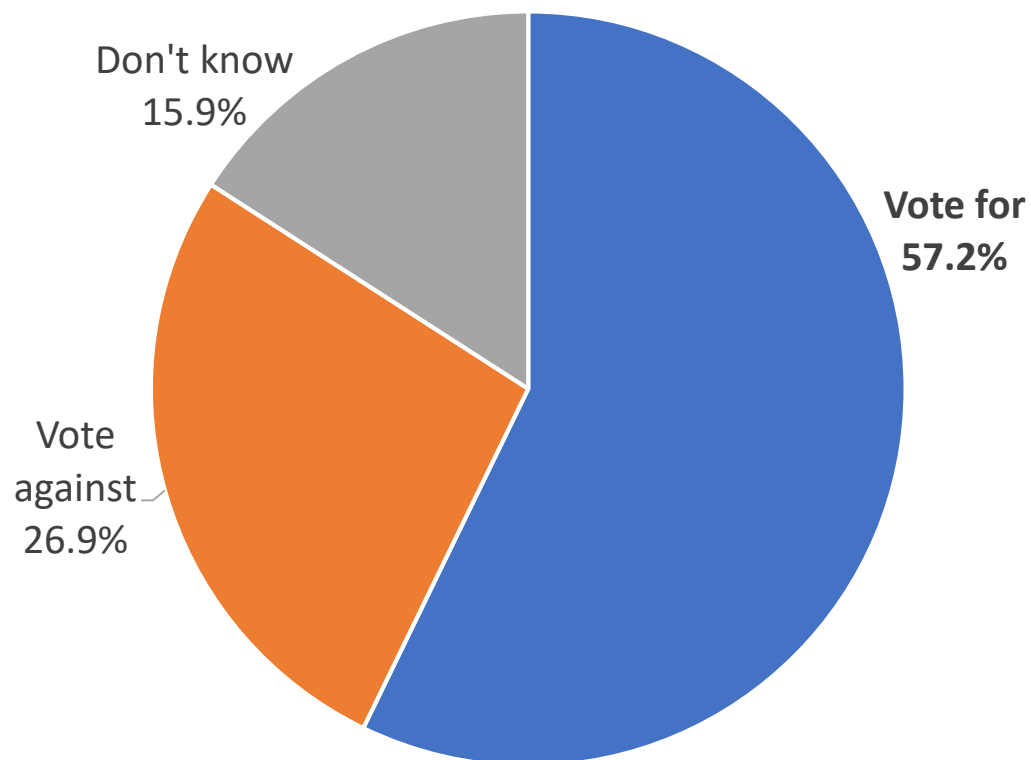
- Of the 23 Tiffany Bond and Will Hoar first-choice voters, approximately 17 (73.2%) of these indicated that they do not know who their second choice candidate would be.
- In combination with the 9.7% of respondents who have not yet selected a first choice candidate, this makes predicting the outcome of multiple rounds of ranked-choice voting very difficult.

III. Pan Atlantic 54th Omnibus Poll Results:

2018 Bond Issues

Ballot Question 2

Question 2 reads as follows: *“Do you favor a \$30,000,000 bond issue to improve water quality, support the planning and construction of wastewater treatment facilities and assist homeowners whose homes are served by substandard or malfunctioning wastewater treatment systems?”*

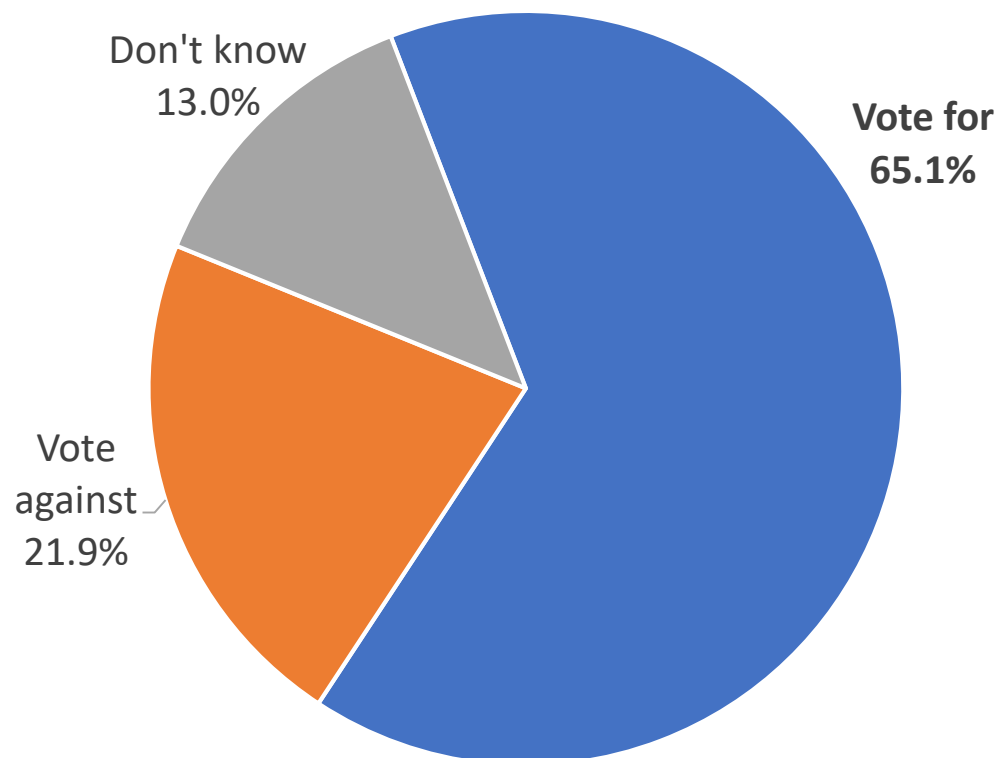


- 57.2% of respondents indicated that they plan to vote in favor of this bond issue, while 26.9% indicated that they plan to vote against it.
- 15.9% said that they did not yet know how they would vote.

- *If today were Election Day, how would you vote on this question?*

Ballot Question 3

Question 3 reads as follows: *“Do you favor a \$106,000,000 bond issue, including \$101,000,000 for construction, reconstruction and rehabilitation of highways and bridges and for facilities and equipment related to ports, piers, harbors, marine transportation, freight and passenger railroads, aviation, transit and bicycle and pedestrian trails, to be used to match an estimated \$137,000,000 in federal and other funds, and \$5,000,000 for the upgrade of municipal culverts at stream crossings?”*

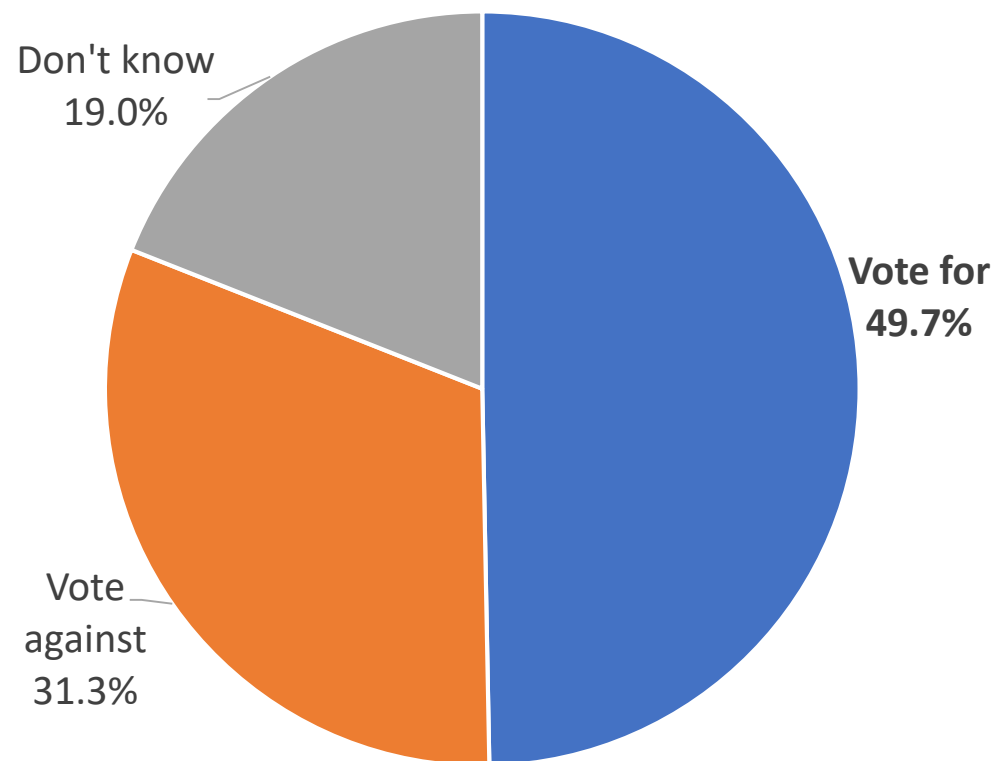


- 65.1% of respondents indicated that they plan to vote in favor of this bond issue, while 21.9% indicated that they plan to vote against it.
- 13.0% said that they did not yet know how they would vote.

- *If today were Election Day, how would you vote on this question?*

Ballot Question 4

Question 4 reads as follows: *“Do you favor a \$49,000,000 bond issue to be matched by at least \$49,000,000 in private and public funds to modernize and improve the facilities and infrastructure of Maine's public universities in order to expand workforce development capacity and to attract and retain students to strengthen Maine's economy and future workforce?”*

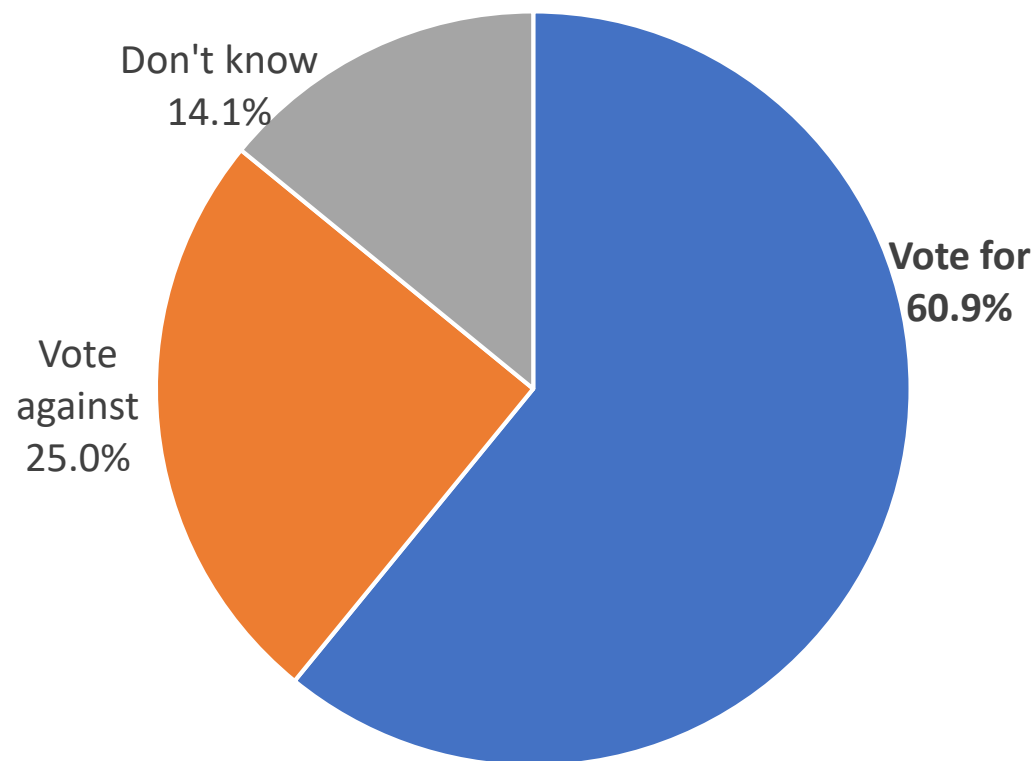


- 49.7% of respondents indicated that they plan to vote in favor of this bond issue, while 31.3% indicated that they plan to vote against it.
- 19.0% said that they did not yet know how they would vote.

- *If today were Election Day, how would you vote on this question?*

Ballot Question 5

Question 5 reads as follows: *“Do you favor a \$15,000,000 bond issue to improve educational programs by upgrading facilities at all 7 of Maine's community colleges in order to provide Maine people with access to high-skill, low-cost technical and career education?”*



- 60.9% of respondents indicated that they plan to vote in favor of this bond issue, while 25.0% indicated that they plan to vote against it.
- 14.1% said that they did not yet know how they would vote.

- *If today were Election Day, how would you vote on this question?*

IV. Sample Demographics

Sample Demographics

Political Party	
Democrat	31.1%
Republican	31.9%
Independent	34.6%
Other party	0.6%
Don't know / Prefer not to answer	1.8%

Level of Education	
High school or less	31.4%
Some college / 2-year degree	29.8%
Four-year college degree or more	38.9%
Prefer not to answer	0.1%

Sample Demographics

Age	
18-34	17.5%
35-54	29.0%
55+	53.3%
Prefer not to answer	0.1%

Household Income Level	
Less than \$25,000	13.0%
\$25,000 to under \$50,000	16.3%
\$50,000 to under \$75,000	23.6%
\$75,000 to under \$100,000	13.1%
\$100,000 or more	26.5%
Don't know / Prefer not to answer	7.5%

Sample Demographics

Gender	
Female	50.0%
Male	50.0%

Congressional District	
CD 1	49.8%
CD2	50.2%