



Ohio Polling

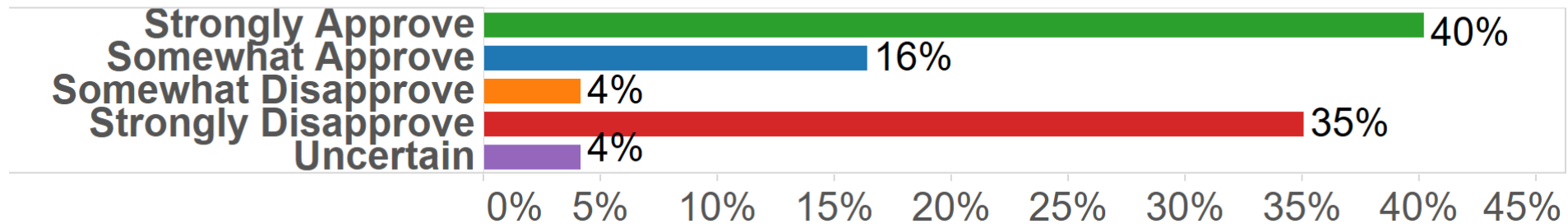
Contact: Doug Kaplan, 407-242-1870

Executive Summary

Gravis Marketing, a nonpartisan research firm, conducted a random survey of 789 likely voters in Ohio. The poll was conducted from October 29th through the 30th, with a margin of error of $\pm 3.5\%$. The totals may not round to 100% because of rounding. The survey was conducted using interactive voice responses and an online panel of cell phone users. The results are weighted by voting demographics. The poll was Paid for by Gravis Marketing.

3) Do you strongly approve, somewhat approve, somewhat disapprove, or strongly disapprove of President Trump’s job performance?

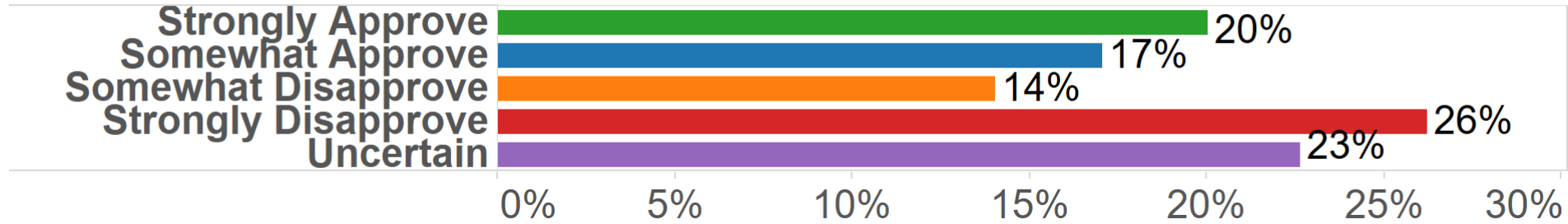
Q3: TRUMP



	Party			Age group				Gender	
	Democrat	Independent or In Another Party	Republican	18-29	30-49	50-64	65 or older	Female	Male
Q3: TRUMPPERFORMANCE Somewhat Approve	7.8%	29.6%	13.8%	7.9%	30.5%	11.9%	8.4%	12.5%	20.6%
Somewhat Disapprove	5.6%	4.8%	2.1%	7.1%	3.3%	4.3%	2.7%	4.0%	4.2%
Strongly Approve	11.9%	35.1%	72.9%	38.6%	24.6%	46.9%	55.1%	35.1%	45.8%
Strongly Disapprove	73.6%	23.4%	6.4%	42.2%	33.7%	34.4%	32.7%	42.3%	27.2%
Uncertain	1.0%	7.1%	4.8%	4.3%	8.0%	2.4%	1.0%	6.0%	2.2%

4) Do you strongly approve, somewhat approve, somewhat disapprove, or strongly disapprove of Senator Brown’s job performance?

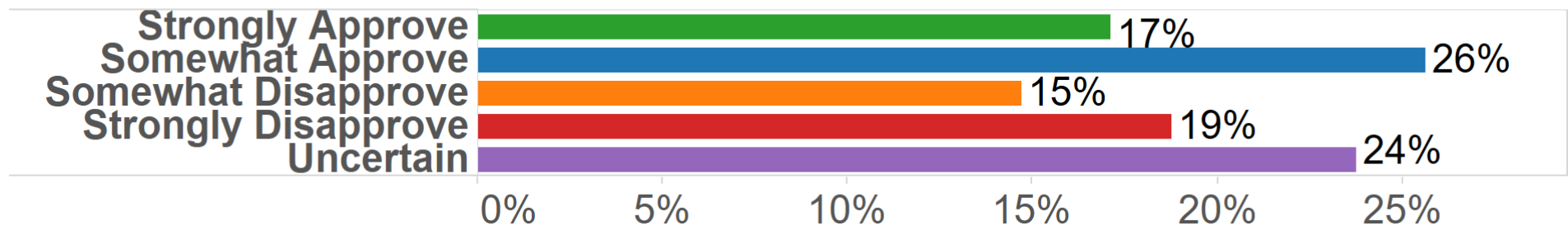
Q4: BROWN



	Party			Age group				Gender	
	Democrat	Independent or In Another Party	Republican	18-29	30-49	50-64	65 or older	Female	Male
Q4: BROWNOPERFORMANCE Somewhat Approve	14.7%	16.5%	19.9%	10.2%	15.5%	22.1%	15.4%	20.1%	13.7%
Somewhat Disapprove	10.6%	14.4%	17.1%	25.0%	7.3%	16.1%	12.5%	10.0%	18.4%
Strongly Approve	34.7%	19.6%	5.7%	16.9%	12.5%	24.6%	26.4%	18.5%	21.7%
Strongly Disapprove	24.0%	15.4%	37.7%	21.5%	24.3%	28.6%	28.6%	26.2%	26.2%
Uncertain	16.1%	34.1%	19.5%	26.4%	40.3%	8.6%	17.1%	25.1%	20.0%

5) Do you strongly approve, somewhat approve, somewhat disapprove, or strongly disapprove of Senator Portman’s job performance?

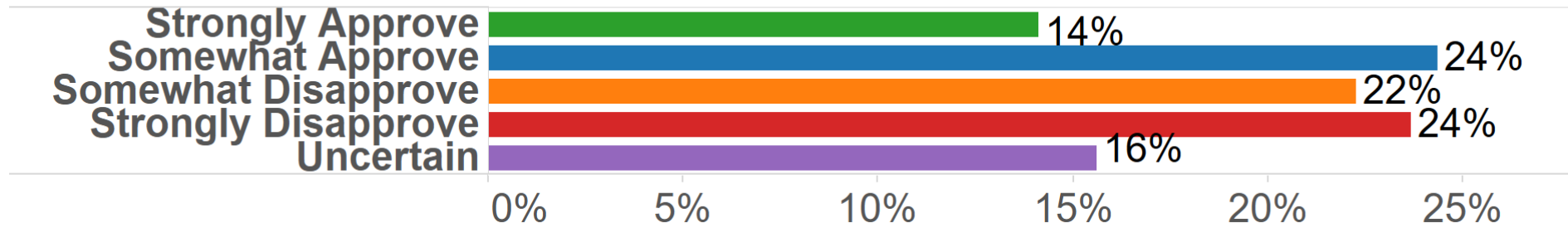
Q5: PORTMAN



	Party			Age group				Gender	
	Democrat	Independent or In Another Party	Republican	18-29	30-49	50-64	65 or older	Female	Male
Q5: PORTMANPERFORMANCE									
Somewhat Approve	17.7%	28.3%	31.4%	23.0%	21.4%	27.3%	32.0%	25.2%	26.1%
Somewhat Disapprove	13.6%	19.9%	11.4%	15.4%	11.6%	19.8%	9.2%	13.2%	16.3%
Strongly Approve	7.6%	12.9%	30.3%	13.0%	8.7%	21.0%	27.3%	14.0%	20.5%
Strongly Disapprove	36.6%	10.5%	8.0%	12.5%	20.1%	20.1%	19.0%	18.4%	19.2%
Uncertain	24.5%	28.5%	18.9%	36.0%	38.2%	11.9%	12.5%	29.3%	17.8%

6) Do you strongly approve, somewhat approve, somewhat disapprove, or strongly disapprove of Governor Kasich’s job performance?

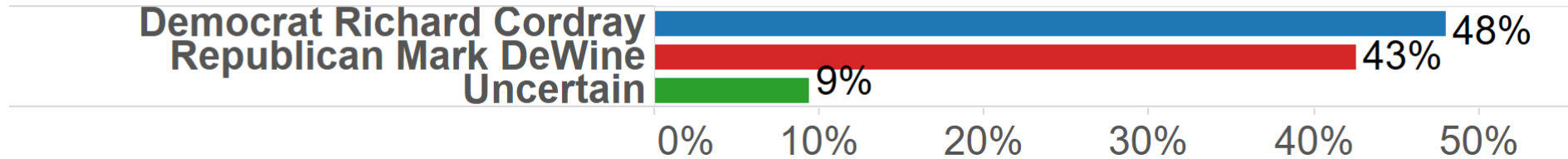
Q6: KASICH



	Party			Age group				Gender	
	Democrat	Independent or In Another Party	Republican	18-29	30-49	50-64	65 or older	Female	Male
Q6: KASICHPERFORMANCE									
Somewhat Approve	23.3%	20.4%	28.9%	12.9%	19.3%	31.2%	29.1%	28.2%	20.3%
Somewhat Disapprove	18.6%	29.1%	19.9%	10.8%	19.5%	30.8%	19.4%	17.1%	27.9%
Strongly Approve	12.5%	13.0%	16.7%	6.5%	10.6%	17.2%	20.3%	13.4%	14.8%
Strongly Disapprove	28.9%	21.4%	20.4%	28.2%	25.8%	18.6%	26.3%	22.2%	25.3%
Uncertain	16.7%	16.0%	14.1%	41.6%	24.8%	2.2%	4.9%	19.1%	11.8%

7) If the election for Governor were held today and the candidates were Republican Mark DeWine and Democrat Richard Cordray, who would you vote for?

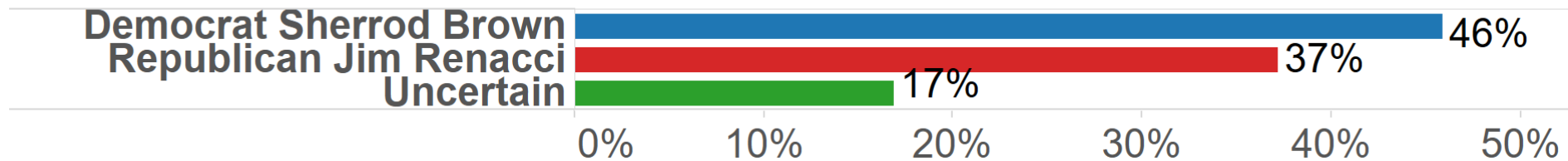
Q7: GOVERNOR



		Party			Age group				Gender	
		Democrat	Independent or In Another Party	Republican	18-29	30-49	50-64	65 or older	Female	Male
Q7: DEWINEVSCORDRAY	Democrat Richard Cordray	59.2%	49.5%	35.5%	48.1%	40.6%	53.8%	49.1%	41.3%	55.3%
	Republican Mark DeWine	35.7%	33.2%	57.5%	30.7%	45.9%	44.1%	43.7%	48.5%	36.2%
	Uncertain	5.1%	17.3%	7.0%	21.2%	13.5%	2.1%	7.2%	10.2%	8.5%

8) If the election for Senate were held today and the candidates were Democrat Sherrod Brown and Republican Jim Renacci, who would you vote for?

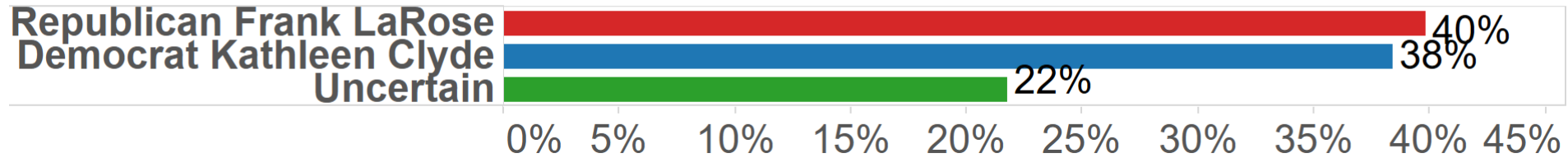
Q8: SENATE



		Party			Age group				Gender	
		Democrat	Independent or In Another Party	Republican	18-29	30-49	50-64	65 or older	Female	Male
Q8: BROWNVSRENACCI	Democrat Sherrod Brown	81.5%	41.3%	14.2%	48.3%	46.7%	47.9%	38.5%	48.8%	42.8%
	Republican Jim Renacci	11.3%	32.7%	67.0%	25.4%	26.6%	42.5%	54.6%	37.0%	37.3%
	Uncertain	7.2%	26.1%	18.8%	26.2%	26.7%	9.7%	6.9%	14.2%	19.9%

9) If the election for Secretary of State were held today and the candidates were Democrat Kathleen Clyde and Republican Frank LaRose, who would you vote for?

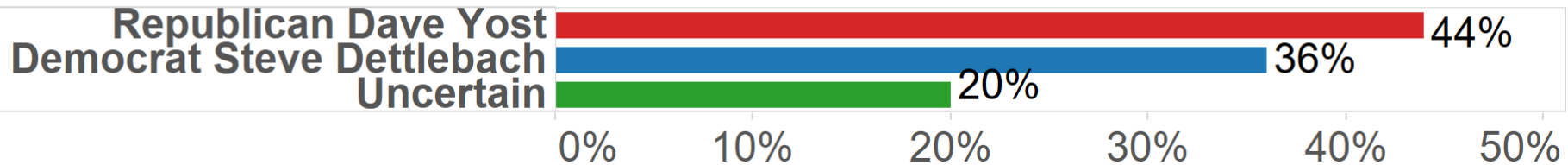
Q9: SECRETARY OF STATE



	Party			Age group				Gender	
	Democrat	Independent or In Another Party	Republican	18-29	30-49	50-64	65 or older	Female	Male
Q9: CLYDEVSLAROSE Democrat Kathleen Clyde	77.5%	25.8%	10.2%	48.7%	38.6%	35.7%	35.2%	43.3%	33.1%
Republican Frank LaRose	13.1%	37.5%	68.5%	26.1%	28.0%	48.9%	53.5%	39.1%	40.6%
Uncertain	9.4%	36.8%	21.3%	25.2%	33.5%	15.4%	11.3%	17.6%	26.3%

10) If the election for Attorney General were held today and the candidates were Democrat Steve Dettlebach and Republican Dave Yost, who would you vote for?

Q10: ATTORNEY GENERAL

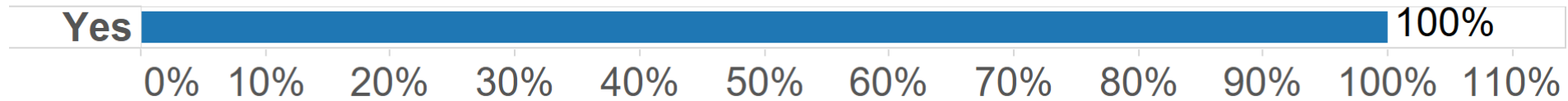


		Party			Age group				Gender	
		Democrat	Independent or In Another Party	Republican	18-29	30-49	50-64	65 or older	Female	Male
Q10: DETTLEBACHVSYOST	Democrat Steve Dettlebach	75.7%	24.7%	6.1%	49.2%	34.9%	33.6%	32.0%	38.5%	33.4%
	Republican Dave Yost	14.9%	38.3%	77.7%	23.1%	37.1%	50.4%	60.0%	44.4%	43.4%
	Uncertain	9.4%	37.0%	16.1%	27.7%	28.1%	16.0%	8.0%	17.1%	23.2%

The following questions are for demographic purposes:

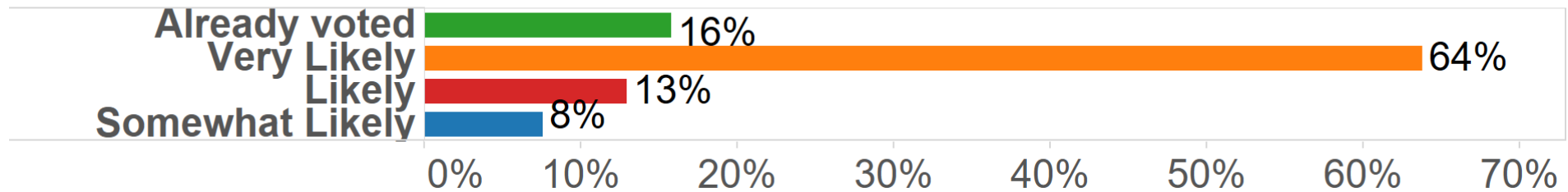
1) Are you registered to vote in Ohio?

REGISTERED



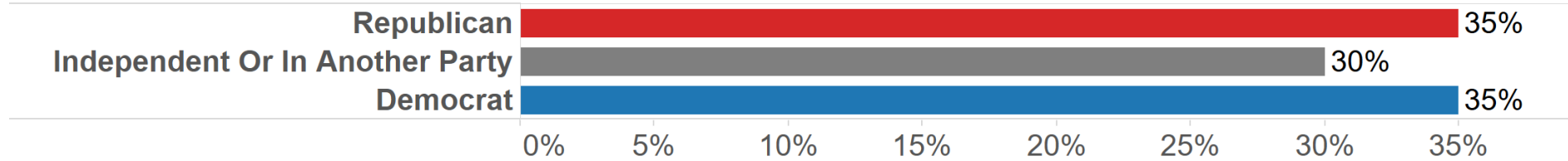
2) How likely are you to vote in the upcoming Ohio General Elections?

LIKELIHOOD



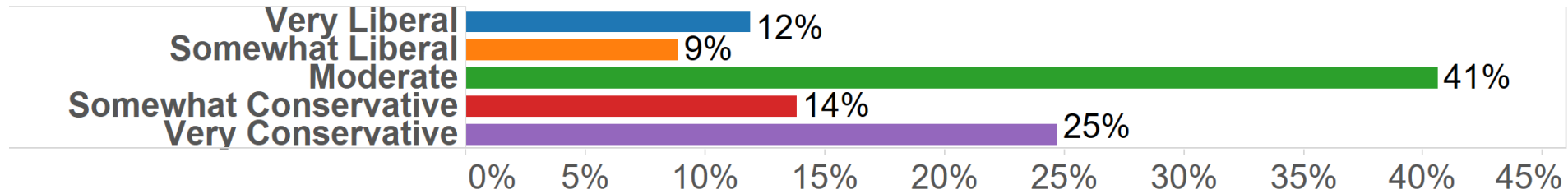
10) What is your party affiliation?

Party



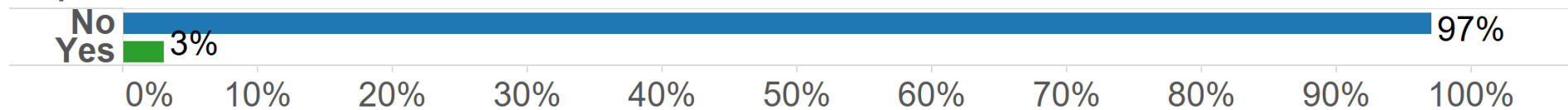
11) What is your political ideology?

Ideology



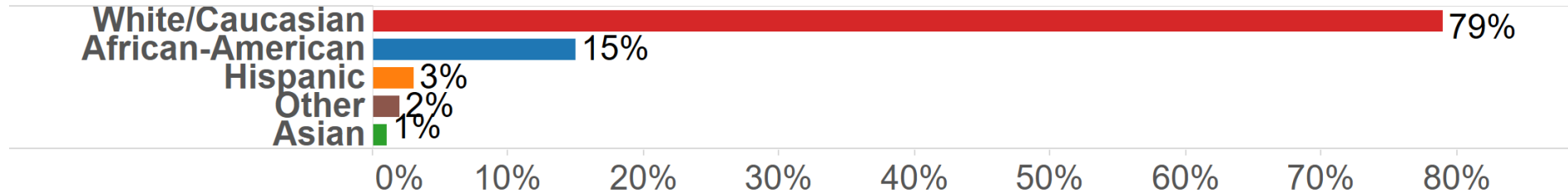
12) Are you or is a member of your immediate family from a Latino, Hispanic or Spanish speaking background?

Hispanic



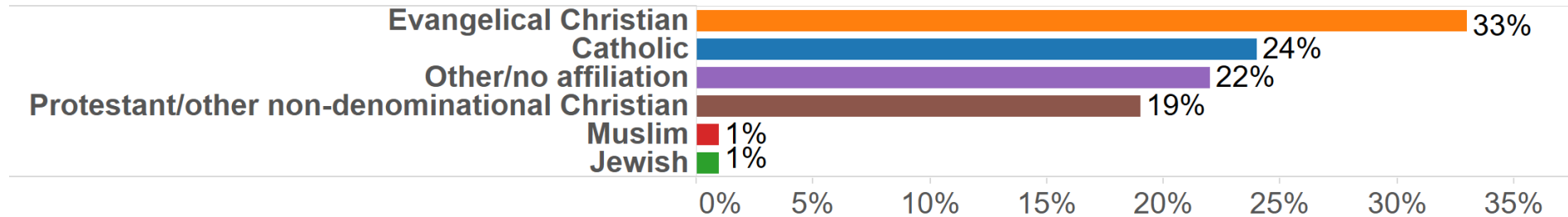
13) What race do you identify yourself as?

Race



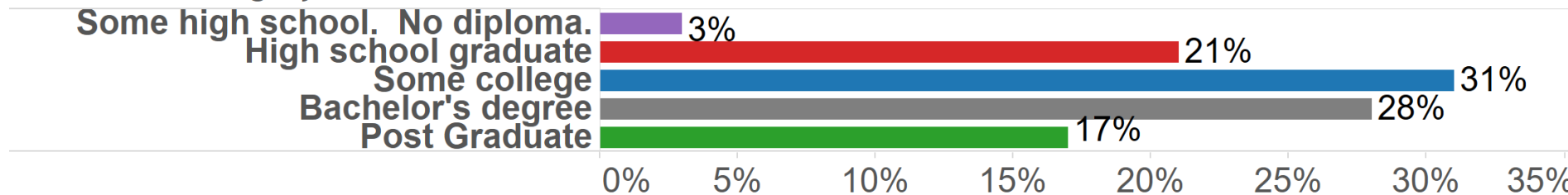
14) Which of the following best represents your religious affiliation?

Religious affiliation



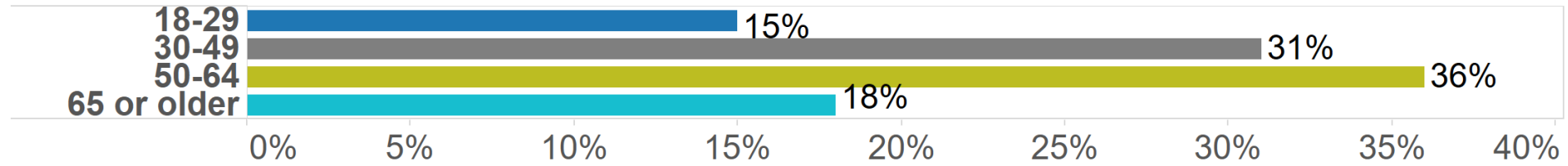
15) What is the highest level of education you have completed?

Education Category



16) How old are you?

Age group



17) What is your gender?

Gender

