



Montana Polling

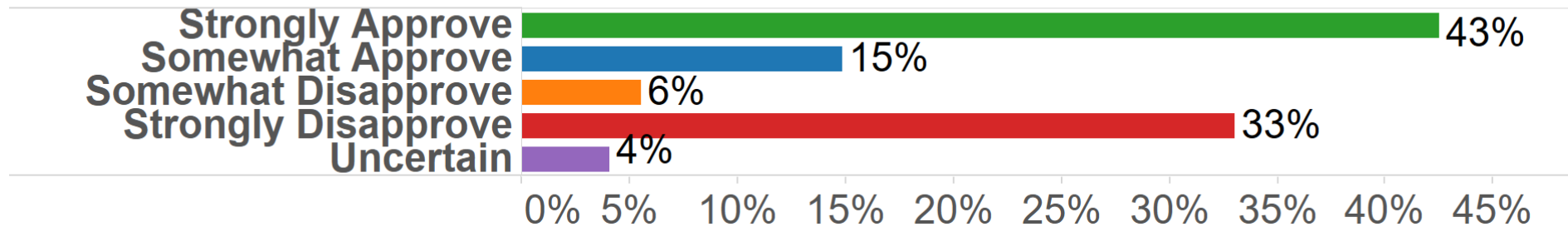
Contact: Doug Kaplan, 407-242-1870

Executive Summary

Gravis Marketing, a nonpartisan research firm, conducted a random survey of 782 likely voters in Montana. The poll was conducted from October 24th through the 26th, with a margin of error of $\pm 3.5\%$. The totals may not round to 100% because of rounding. The survey was conducted using live agents and an online panel of cell phone users. The results are weighted by voting demographics. The poll was Paid for by Gravis Marketing.

3) Do you strongly approve, somewhat approve, somewhat disapprove, or strongly disapprove of President Trump's job performance?

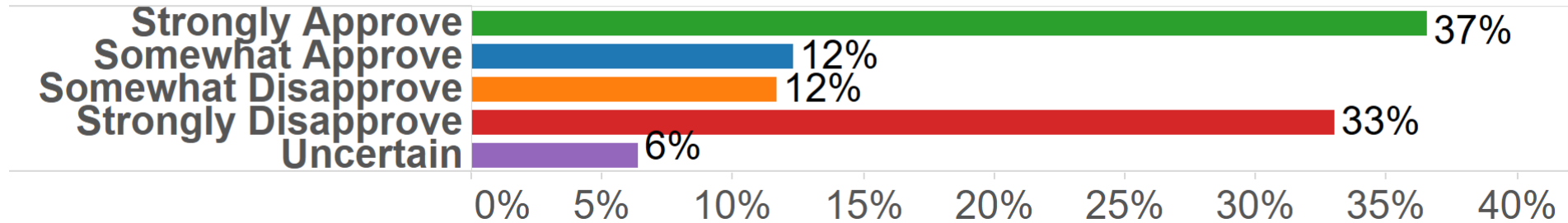
Q3: TRUMP



	Party			Age group				Gender	
	Democrat	Independent or In Another Party	Republican	18-29	30-49	50-64	65 or older	Female	Male
Q3: TRUMPPERFORMANCE									
Somewhat Approve	6.6%	15.5%	20.3%	43.4%	14.7%	5.9%	4.7%	20.4%	9.1%
Somewhat Disapprove	8.3%	1.8%	6.7%	9.0%	6.9%	5.1%	1.3%	6.7%	4.3%
Strongly Approve	14.7%	43.8%	62.0%	17.3%	36.5%	55.1%	52.5%	34.3%	51.2%
Strongly Disapprove	65.4%	33.4%	8.8%	24.4%	38.3%	29.7%	38.6%	34.5%	31.5%
Uncertain	5.0%	5.5%	2.1%	5.8%	3.7%	4.1%	2.9%	4.2%	3.9%

4) Do you strongly approve, somewhat approve, somewhat disapprove, or strongly disapprove of Senator Tester’s job performance?

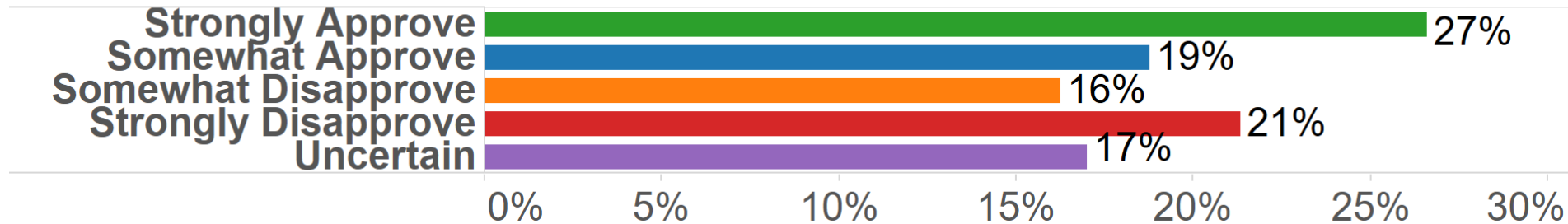
Q4: TESTER



	Party			Age group				Gender	
	Democrat	Independent or In Another Party	Republican	18-29	30-49	50-64	65 or older	Female	Male
Q4: TESTERPERFORMANCE Somewhat Approve	15.6%	16.9%	5.8%	21.8%	17.8%	7.2%	4.9%	15.3%	9.2%
Somewhat Disapprove	9.2%	10.0%	15.1%	28.3%	9.3%	7.5%	7.4%	10.8%	12.7%
Strongly Approve	66.7%	32.3%	18.1%	21.4%	35.1%	43.0%	41.4%	34.1%	39.1%
Strongly Disapprove	4.8%	35.6%	51.5%	4.4%	33.0%	41.8%	43.8%	30.0%	36.2%
Uncertain	3.7%	5.2%	9.5%	24.2%	4.9%	0.5%	2.5%	9.8%	2.8%

5) Do you strongly approve, somewhat approve, somewhat disapprove, or strongly disapprove of Senator Daines’ job performance?

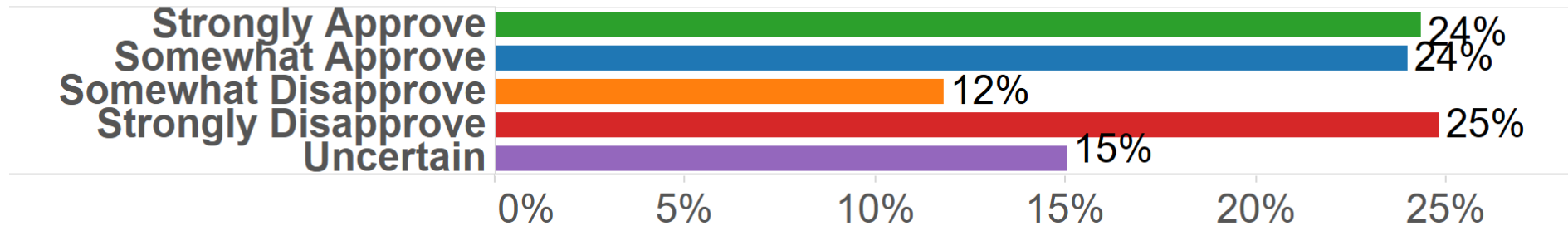
Q5: DAINES



	Party			Age group				Gender	
	Democrat	Independent or In Another Party	Republican	18-29	30-49	50-64	65 or older	Female	Male
Q5: DAINPERFORMANCE Somewhat Approve	14.5%	18.8%	21.9%	29.0%	12.9%	19.0%	17.5%	17.0%	20.7%
Somewhat Disapprove	19.6%	16.5%	13.5%	9.4%	21.7%	16.4%	14.7%	18.1%	14.3%
Strongly Approve	12.3%	34.7%	30.0%	8.5%	24.1%	32.6%	36.1%	17.4%	36.2%
Strongly Disapprove	39.6%	19.8%	9.2%	6.7%	26.4%	23.4%	24.0%	18.8%	24.0%
Uncertain	14.0%	10.1%	25.4%	46.5%	14.9%	8.7%	7.7%	28.7%	4.9%

6) Do you strongly approve, somewhat approve, somewhat disapprove, or strongly disapprove of Governor Bullock’s job performance?

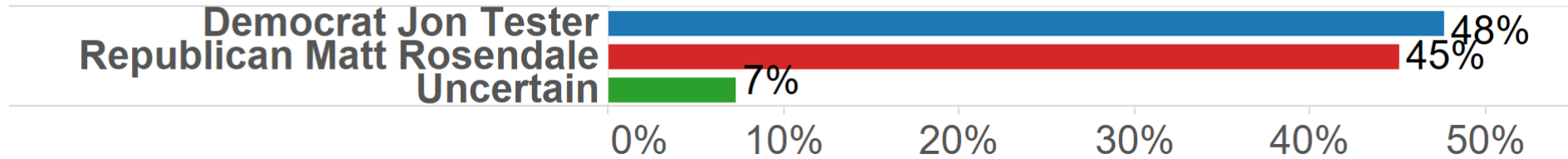
Q6: BULLOCK



	Party			Age group				Gender	
	Democrat	Independent or In Another Party	Republican	18-29	30-49	50-64	65 or older	Female	Male
Q6: BULLOCKPERFORMANCE Somewhat Approve	28.7%	27.5%	17.4%	39.3%	30.0%	15.0%	17.1%	22.6%	25.4%
Somewhat Disapprove	6.9%	7.5%	19.4%	4.9%	9.7%	13.9%	17.4%	13.4%	10.2%
Strongly Approve	44.1%	24.4%	9.7%	7.1%	22.4%	31.9%	29.9%	23.0%	25.7%
Strongly Disapprove	7.6%	34.8%	28.6%	8.1%	22.6%	31.9%	31.1%	18.7%	31.2%
Uncertain	12.8%	5.9%	24.9%	40.7%	15.4%	7.4%	4.6%	22.3%	7.5%

7) If the election for Senate were held today and the candidates were Republican Matt Rosendale and Democrat Jon Tester, who would you vote for?

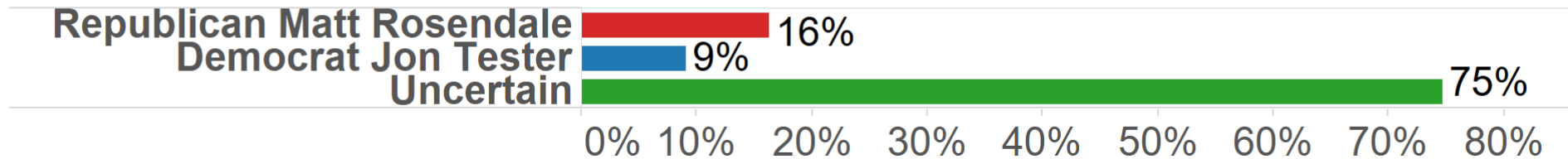
Q7: SENATE



	Party			Age group				Gender	
	Democrat	Independent or In Another Party	Republican	18-29	30-49	50-64	65 or older	Female	Male
Q7: ROSENDALETESTER1 Democrat Jon Tester	87.8%	44.0%	21.3%	39.1%	50.6%	50.5%	46.5%	45.4%	50.0%
Republican Matt Rosendale	9.5%	45.9%	70.4%	34.7%	46.5%	45.5%	51.3%	43.3%	46.8%
Uncertain	2.7%	10.1%	8.3%	26.3%	2.9%	4.0%	2.2%	11.3%	3.2%

8) If the election for Senate were held today and you had to make a decision, which candidate are you leaning towards?

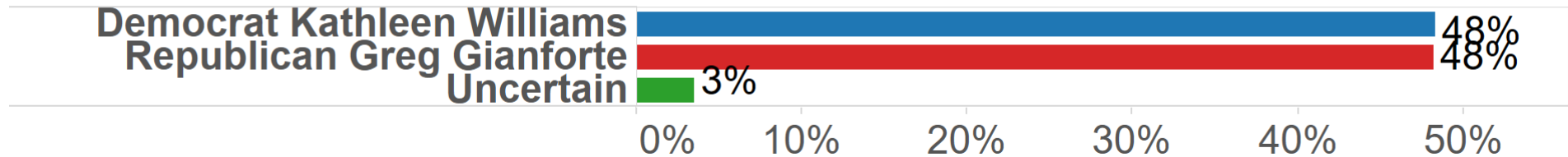
Q8: SENATE



		Party			Age group				Gender	
		Democrat	Independent or In Another Party	Republican	18-29	30-49	50-64	65 or older	Female	Male
Q8:	N/A	97.3%	89.9%	91.7%	73.7%	97.1%	96.0%	97.8%	88.7%	96.8%
ROSENDALETESTERLEAN2	Democrat Jon Tester	0.0%	1.9%	0.0%	2.0%	0.7%	0.2%	0.1%	0.9%	0.4%
	Republican Matt Rosendale	0.0%	2.2%	1.1%	5.6%	0.0%	0.4%	0.2%	1.2%	1.2%
	Uncertain	2.7%	6.0%	7.1%	18.7%	2.1%	3.4%	1.8%	9.3%	1.5%

9) If the election for Senate were held today and the candidates were Republican Greg Gianforte and Democrat Kathleen Williams, who would you vote for?

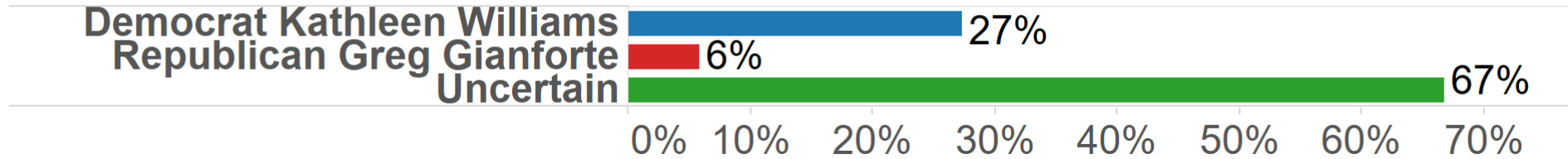
Q9: SENATE



		Party			Age group				Gender	
		Democrat	Independent or In Another Party	Republican	18-29	30-49	50-64	65 or older	Female	Male
Q9: GIANFORTEWILLIAMS1	Democrat Kathleen Williams	89.0%	48.1%	18.5%	43.8%	52.3%	50.1%	44.0%	48.4%	48.2%
	Republican Greg Gianforte	8.6%	47.6%	78.0%	50.4%	42.4%	48.4%	53.8%	48.1%	48.4%
	Uncertain	2.3%	4.3%	3.5%	5.8%	5.2%	1.5%	2.2%	3.4%	3.5%

10) If the election for U.S. Representative were held today and you had to make a decision, which candidate are you leaning towards?

Q10: U.S. REPRESENTATIVES

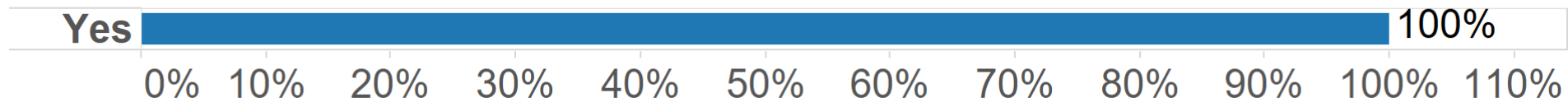


	Party			Age group				Gender	
	Democrat	Independent or In Another Party	Republican	18-29	30-49	50-64	65 or older	Female	Male
Q10: GIANFORTEWILLIAMS2 N/A	97.7%	95.7%	96.5%	94.2%	94.8%	98.5%	97.8%	96.6%	96.5%
Democrat Kathleen Williams	2.3%	0.1%	0.7%	1.5%	2.1%	0.2%	0.1%	0.1%	1.8%
Republican Greg Gianforte	0.0%	0.0%	0.5%	0.0%	0.7%	0.0%	0.0%	0.4%	0.0%
Uncertain	0.0%	4.2%	2.3%	4.3%	2.4%	1.2%	2.1%	2.9%	1.7%

The following questions are for demographic purposes:

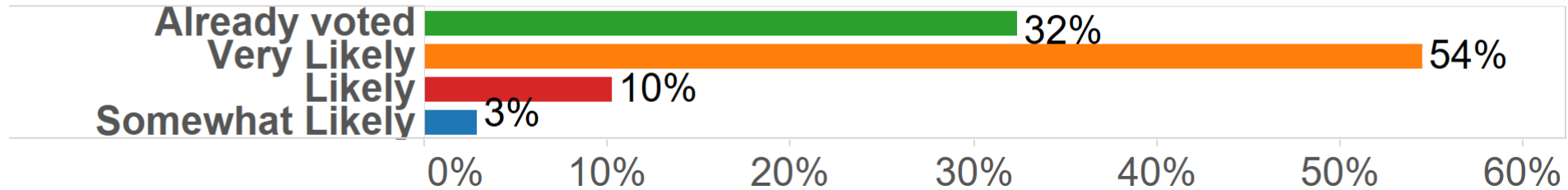
1) Are you registered to vote in Montana?

REGISTERED



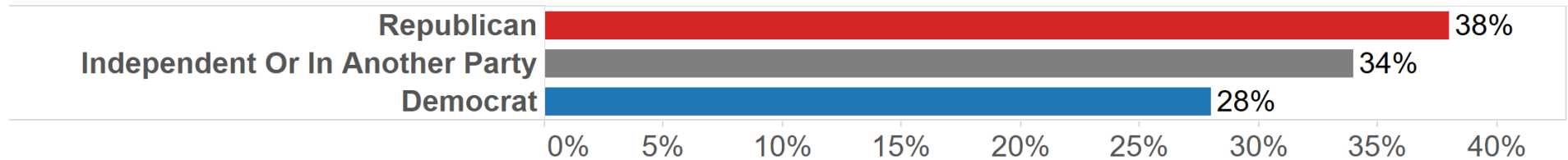
2) How likely are you to vote in the upcoming Midterm Elections in November?

LIKELIHOOD



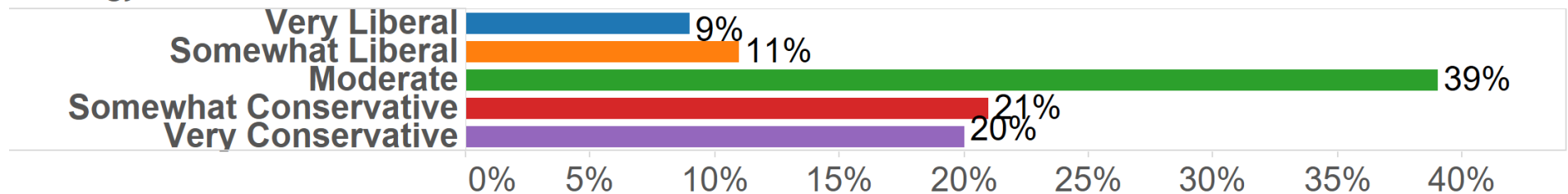
11) What is your party affiliation?

Party



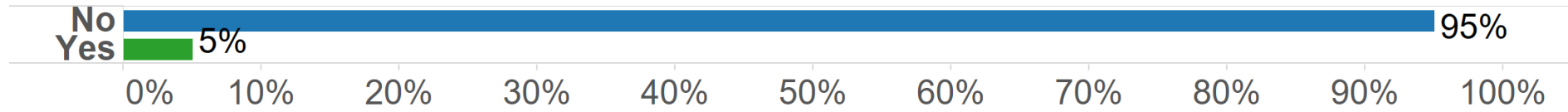
12) What is your political ideology?

Ideology



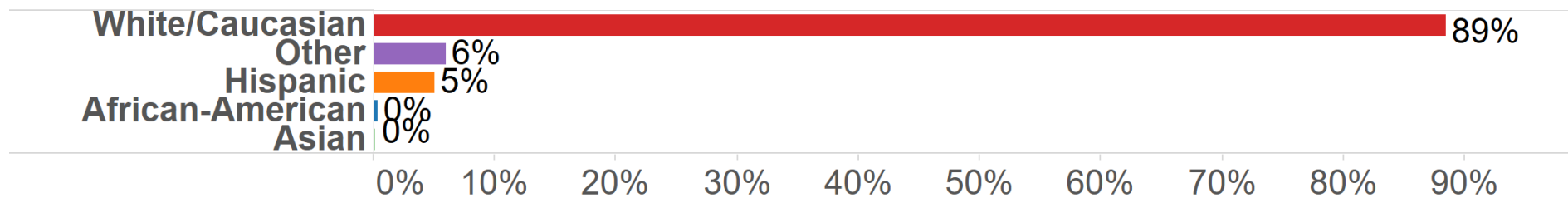
13) Are you or is a member of your immediate family from a Latino, Hispanic or Spanish speaking background?

Hispanic



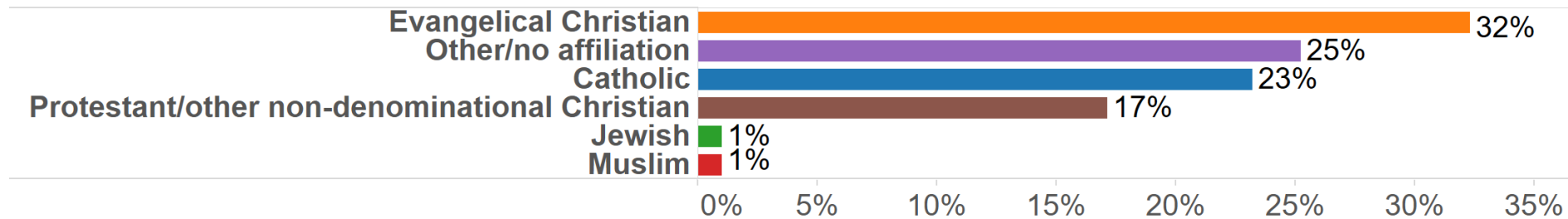
14) What race do you identify yourself as?

Race



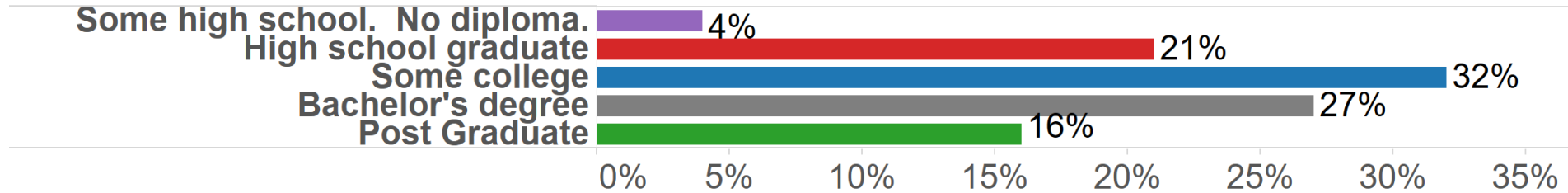
15) Which of the following best represents your religious affiliation?

Religious affiliation



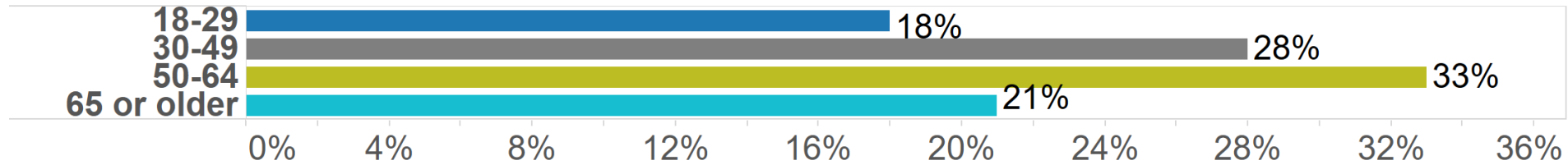
16) What is the highest level of education have you completed?

Education Category



17) How old are you?

Age group



18) What is your gender?

Gender

