

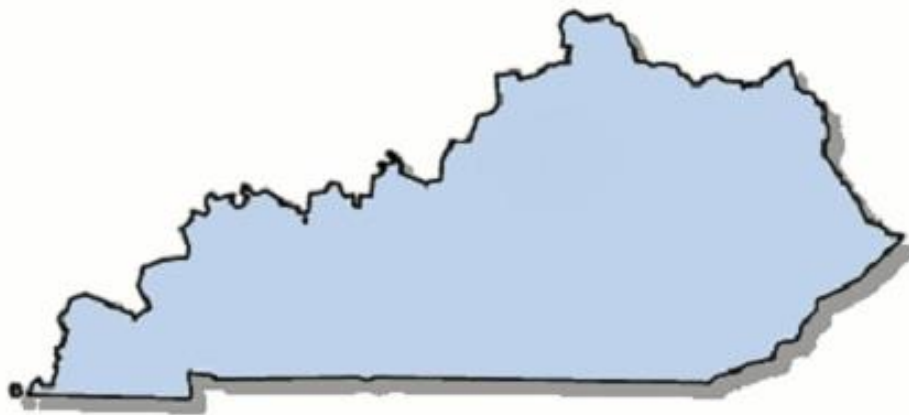


---

WASHINGTON, DC - 202-548-2680  
JACKSONVILLE, FL - 904-261-2444

---

## **MASON-DIXON® KENTUCKY POLL**



**OCTOBER 2019**

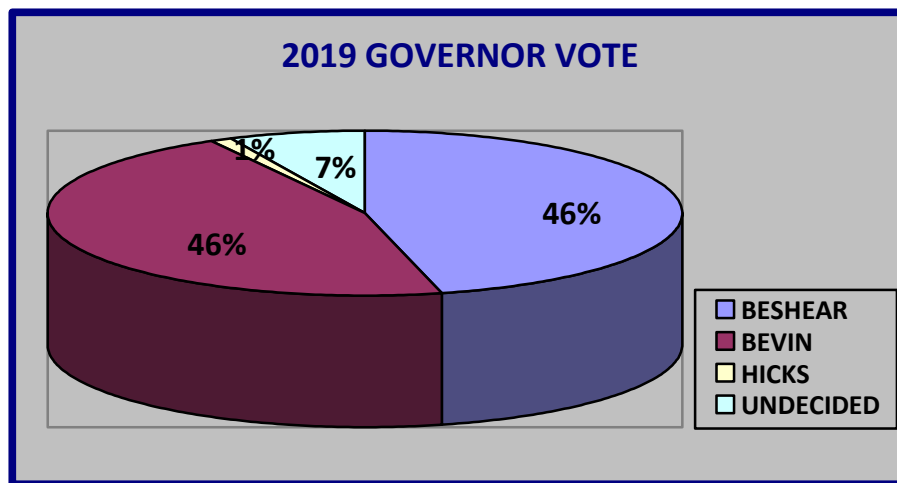
*Polling in Kentucky since 1987*

**EMBARGO:** Newspaper Publication - Wednesday, October 16, 2019  
Broadcast & Internet Release – 6 am EDT, Wednesday October 16, 2019

© Copyright 2019

## GOVERNORS RACE TIGHTENS TRUMP IMPEACHMENT COULD BE HELPING BEVIN

Republican Governor Matt Bevin has pulled into a tie with Democratic challenger Andy Beshear. Statewide, 46% of likely voters now support Bevin and 46% back Beshear. At the beginning of the year, Beshear held a 48%-40% lead over Bevin.

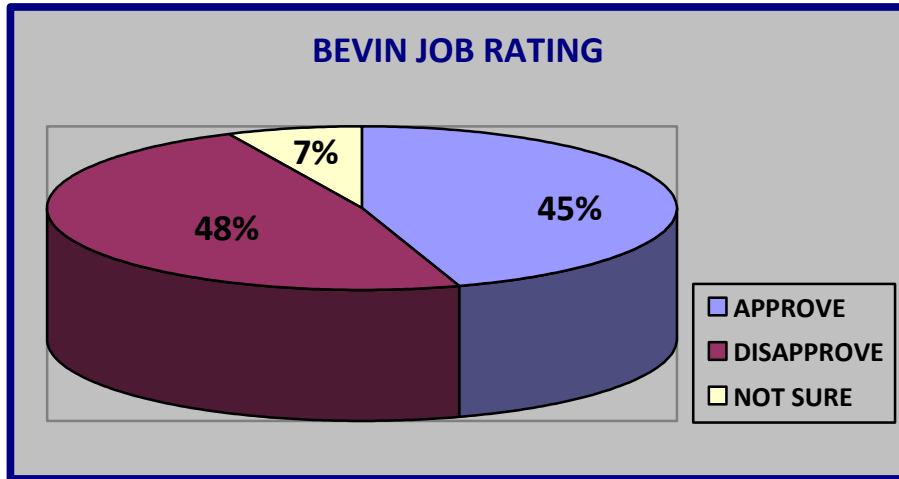


<u>GOVERNOR VOTE</u>	<u>BESHEAR</u>	<u>BEVIN</u>	<u>HICKS</u>	<u>UND</u>
December 2018	48%	40%	N/A	12%
October 2019	46%	46%	1%	7%

Bevin is bringing Republican voters back into the fold, with his GOP support increasing from 67% in December to 77% at present. Bevin is also receiving a stronger cross-over vote, drawing 22% of Democrats compared to Beshear's 15% from Republicans.

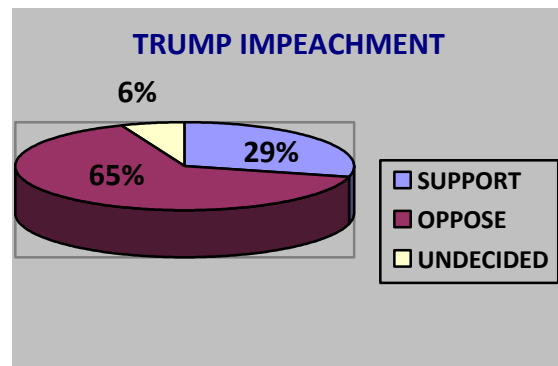
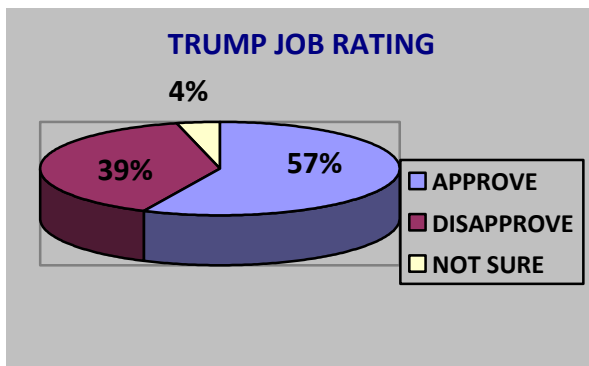
Bevin leads among men, older voters and those in rural regions. Beshear is stronger with women, younger voters and those in the state's metropolitan areas.

While still more negative than positive, Bevin’s job rating has improved over the past ten months. Statewide 45% now approve of his performance (up from 38%), while 48% disapprove (down from 53%).



<u>BEVIN JOB RATING</u>	<u>APPROVE</u>	<u>DISAPPROVE</u>	<u>NOT SURE</u>
December 2017	45%	41%	14%
December 2018	38%	53%	9%
October 2019	45%	48%	7%

Bevin’s resurgence could be attributed to President Donald Trump’s popularity in Kentucky and strong resistance to his impeachment among its voters. Statewide, 57% approve of Trump’s performance as president and 65% oppose efforts to impeach and remove him from office.



## STATEWIDE NAME RECOGNITION

Do you recognize the name \_\_\_\_\_?

(IF YES) Do you have a favorable, unfavorable or neutral opinion of \_\_\_\_\_?

	<u>RECOGNIZE FAVORABLE</u>	<u>RECOGNIZE UNFAVORABLE</u>	<u>RECOGNIZE NEUTRAL</u>	<u>DON'T RECOGNIZE</u>
<b>Donald Trump</b>	<b>55%</b>	<b>33%</b>	<b>12%</b>	<b>-</b>
<b>Andy Beshear</b>	<b>37%</b>	<b>35%</b>	<b>25%</b>	<b>3%</b>
<b>Matt Bevin</b>	<b>36%</b>	<b>42%</b>	<b>20%</b>	<b>2%</b>
<b>John Hicks</b>	<b>2%</b>	<b>1%</b>	<b>16%</b>	<b>81%</b>

**QUESTION: If the 2019 election for governor were held today, would you vote for:**

- **Andy Beshear – Democratic party**
- **Matt Bevin– Republican party**
- **John Hicks – Libertarian party**

	<u>BESHEAR</u>	<u>BEVIN</u>	<u>HICKS</u>	<u>UNDECIDED</u>
<b>STATE</b>	<b>46%</b>	<b>46%</b>	<b>1%</b>	<b>7%</b>

<u>REGION</u>	<u>BESHEAR</u>	<u>BEVIN</u>	<u>HICKS</u>	<u>UNDECIDED</u>
Louisville Metro	56%	33%	2%	9%
Lexington/Blue Grass	53%	39%	1%	7%
Northern Kentucky	45%	47%	-	8%
Eastern Kentucky	38%	56%	1%	5%
Western Kentucky	39%	54%	-	7%

<u>SEX</u>	<u>BESHEAR</u>	<u>BEVIN</u>	<u>HICKS</u>	<u>UNDECIDED</u>
Men	43%	51%	1%	5%
Women	49%	41%	1%	9%

<u>AGE</u>	<u>BESHEAR</u>	<u>BEVIN</u>	<u>HICKS</u>	<u>UNDECIDED</u>
<50	50%	41%	1%	8%
50+	43%	50%	1%	6%

<u>PARTY REGISTRATION</u>	<u>BESHEAR</u>	<u>BEVIN</u>	<u>HICKS</u>	<u>UNDECIDED</u>
Democrat	72%	22%	1%	5%
Republican	15%	77%	1%	7%
Independent	46%	38%	2%	14%

**QUESTION: Do you approve or disapprove of Matt Bevin's job performance as governor?**

	<u>APPROVE</u>	<u>DISAPPROVE</u>	<u>NOT SURE</u>
<b>STATE</b>	<b>45%</b>	<b>48%</b>	<b>7%</b>

<u>REGION</u>	<u>APPROVE</u>	<u>DISAPPROVE</u>	<u>NOT SURE</u>
Louisville Metro	32%	62%	6%
Lexington/Blue Grass	40%	53%	7%
Northern Kentucky	49%	44%	7%
Eastern Kentucky	53%	40%	7%
Western Kentucky	52%	40%	8%

<u>SEX</u>	<u>APPROVE</u>	<u>DISAPPROVE</u>	<u>NOT SURE</u>
Men	49%	44%	7%
Women	42%	51%	7%

<u>AGE</u>	<u>APPROVE</u>	<u>DISAPPROVE</u>	<u>NOT SURE</u>
<50	40%	51%	9%
50+	49%	46%	5%

<u>PARTY REGISTRATION</u>	<u>APPROVE</u>	<u>DISAPPROVE</u>	<u>NOT SURE</u>
Democrat	23%	70%	7%
Republican	72%	22%	6%
Independent	42%	48%	10%

**QUESTION: Do you approve or disapprove of Donald Trump’s job performance as president?**

	<u>APPROVE</u>	<u>DISAPPROVE</u>	<u>NOT SURE</u>
<b>STATE</b>	<b>57%</b>	<b>39%</b>	<b>4%</b>

<u>REGION</u>	<u>APPROVE</u>	<u>DISAPPROVE</u>	<u>NOT SURE</u>
Louisville Metro	44%	52%	4%
Lexington/Blue Grass	53%	44%	3%
Northern Kentucky	59%	37%	4%
Eastern Kentucky	67%	29%	4%
Western Kentucky	63%	34%	3%

<u>SEX</u>	<u>APPROVE</u>	<u>DISAPPROVE</u>	<u>NOT SURE</u>
Men	60%	35%	5%
Women	55%	42%	3%

<u>AGE</u>	<u>APPROVE</u>	<u>DISAPPROVE</u>	<u>NOT SURE</u>
<50	51%	44%	5%
50+	62%	35%	3%

<u>PARTY REGISTRATION</u>	<u>APPROVE</u>	<u>DISAPPROVE</u>	<u>NOT SURE</u>
Democrat	34%	63%	3%
Republican	86%	10%	4%
Independent	48%	44%	8%

**QUESTION: Do you support or oppose impeaching Donald Trump and removing him from office?**

	<u>SUPPORT</u>	<u>OPPOSE</u>	<u>UNDECIDED</u>
<b>STATE</b>	29%	65%	6%

<u>REGION</u>	<u>SUPPORT</u>	<u>OPPOSE</u>	<u>UNDECIDED</u>
Louisville Metro	41%	50%	9%
Lexington/Blue Grass	36%	56%	8%
Northern Kentucky	27%	68%	5%
Eastern Kentucky	19%	78%	3%
Western Kentucky	22%	73%	5%

<u>SEX</u>	<u>SUPPORT</u>	<u>OPPOSE</u>	<u>UNDECIDED</u>
Men	26%	67%	7%
Women	31%	64%	5%

<u>AGE</u>	<u>SUPPORT</u>	<u>OPPOSE</u>	<u>UNDECIDED</u>
<50	32%	60%	8%
50+	26%	69%	5%

<u>PARTY REGISTRATION</u>	<u>SUPPORT</u>	<u>OPPOSE</u>	<u>UNDECIDED</u>
Democrat	49%	46%	5%
Republican	4%	89%	7%
Independent	30%	58%	12%



## HOW THE POLL WAS CONDUCTED

**This poll was conducted by Mason-Dixon Polling & Strategy, Inc. of Jacksonville, Florida from October 10 through October 13, 2019. A total of 625 registered Kentucky voters were interviewed statewide by telephone. All indicated they were likely to vote in the 2019 statewide general election**

**Those interviewed were randomly selected from a phone-matched Kentucky voter registration list that included both land-line and cell phone numbers. Quotas were assigned to reflect voter turn-out by county.**

**The margin for error, according to standards customarily used by statisticians, is no more than  $\pm 4$  percentage points. This means that there is a 95 percent probability that the "true" figure would fall within that range if all voters were surveyed. The margin for error is higher for any subgroup, such as a gender or party grouping.**

## DEMOGRAPHICS

### **PARTY REGISTRATION:**

<b>Democrat</b>	<b>314 (50%)</b>
<b>Republican</b>	<b>261 (42%)</b>
<b>Independent or Other</b>	<b>50 (8%)</b>

### **SEX:**

<b>Male</b>	<b>302 (48%)</b>
<b>Female</b>	<b>323 (52%)</b>

### **AGE:**

<b>18-34</b>	<b>102 (16%)</b>
<b>35-49</b>	<b>177 (28%)</b>
<b>59-64</b>	<b>183 (29%)</b>
<b>65+</b>	<b>160 (26%)</b>
<b>Refused</b>	<b>3 (1%)</b>

### **REGION:**

<b>Louisville Metro</b>	<b>150 (24%)</b>
<b>Lexington/Bluegrass</b>	<b>110 (18%)</b>
<b>Northern Kentucky</b>	<b>75 (12%)</b>
<b>Eastern Kentucky</b>	<b>140 (22%)</b>
<b>Western Kentucky</b>	<b>150 (24%)</b>

## KENTUCKY POLL REGIONS

**LOUISVILLE METRO:** Voters in Jefferson, Bullitt, Oldham, Trimble, Henry, Shelby, Spencer and Nelson counties.

**LEXINGTON/BLUEGRASS:** Voters in Fayette, Woodford, Franklin, Anderson, Scott, Harrison, Bourbon, Nicholas, Clark, Madison, Garrard, Jessamine, Boyle, Mercer, Washington, Marion, Powell and Estill counties.

**NORTHERN KENTUCKY:** Voters in Boone, Kenton, Campbell, Gallatin, Carroll, Owen, Grant, Pendleton, Bracken and Robertson counties

**EASTERN KENTUCKY:** Voters in Jackson, Rockcastle, Lincoln, Casey, Taylor, Green, Metcalfe, Adair, Russell, Cumberland, Clinton, Wayne, McCreary, Whitley, Laurel, Pulaski, Monroe, Mason, Fleming, Bath, Menifee, Wolfe, Breathitt, Perry, Leslie, Harlan, Bell, Knox, Clay, Owsley, Lee, Letcher, Knott, Pike, Floyd, Martin, Johnson, Magoffin, Morgan, Rowan, Elliott, Lewis, Carter, Greenup, Boyd and Lawrence counties.

**WESTERN KENTUCKY:** Voters in Fulton, Hickman, Carlisle, Ballard, McCracken, Graves, Marshall, Calloway, Livingston, Lyon, Trigg, Crittenden, Caldwell, Christian, Hopkins, Webster, Union, Henderson, Daviess, McLean, Muhlenberg, Todd, Logan, Butler, Ohio, Hancock, Breckinridge, Meade, Hardin, Grayson, Edmonson, Warren, Simpson, Allen, Barren, Hart and LaRue counties.