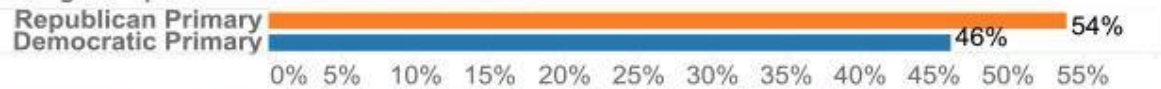


New Hampshire Polling Results

One America News Network and Gravis Marketing, a nonpartisan research firm, conducted a random survey of 1,573 registered voters in New Hampshire regarding the presidential election. The sample includes 871 Republican Primary participants and 702 Democratic Primary participants. The poll has a margin of error of $\pm 2.5\%$ [3.3% for Republican Primary/3.7% for Democratic Primary] at the 95% confidence level. The poll was conducted from February 2nd through the 4th. The total may not round to 100% because of rounding. The polls were conducted using automated telephone calls and online responses, with the results weighted separately for each population in the question presented. The poll was conducted for One America News Network.

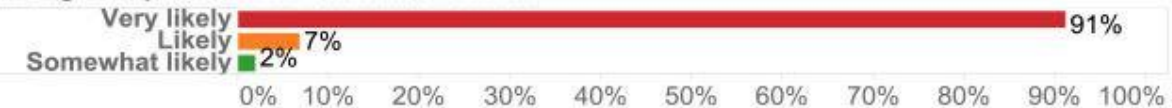
How likely are you to vote in the New Hampshire Presidential Primaries?

Voting in Republican or Democratic Caucus?



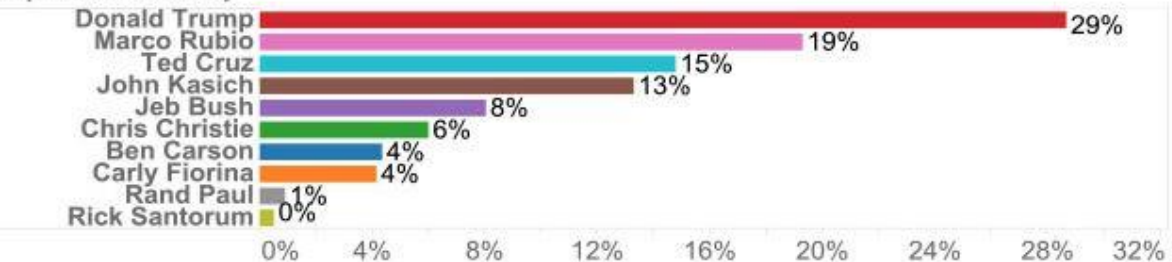
Do you plan on voting in the Republican or Democratic Primary for the 2016 Presidential Election?

Voting in Republican or Democratic Caucus?



Assuming you had to vote today, which 2016 GOP Candidate would you vote for?

Republican Primary



Assuming you had to vote today, which 2016 Democrat Candidate would you vote for?

Democratic Primary

