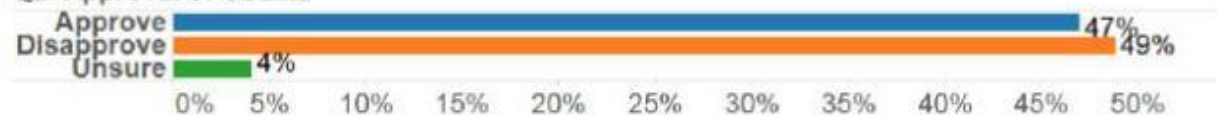


# National Polling Results

One America News Network and Gravis Marketing, a nonpartisan research firm, conducted a random survey of 2,109 registered voters across the United States. The poll was conducted from October 20<sup>th</sup> through the 23<sup>rd</sup> and has a margin of error of  $\pm 2.1\%$  at the 95% confidence level. The total may not equal to 100% because of rounding. The polls were conducted using automated telephone calls and weighted by anticipated voting demographics. The poll was conducted for One America News Network.

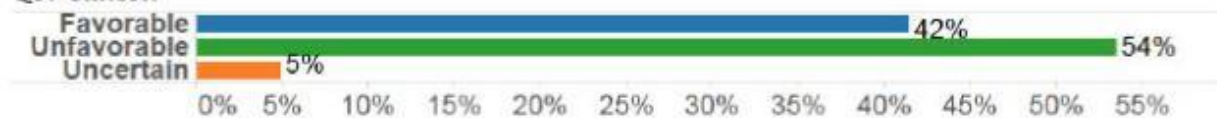
## 2) Do approve or disapprove of President Obama's job performance?

Q2: Approval of Obama



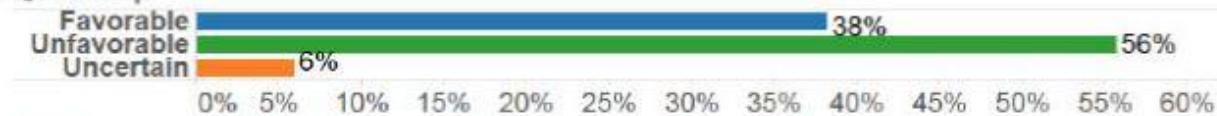
## 3) Do you have a favorable or unfavorable opinion of Hillary Clinton?

Q3: Clinton



## 4) Do you have a favorable or unfavorable opinion of Donald Trump?

Q4: Trump



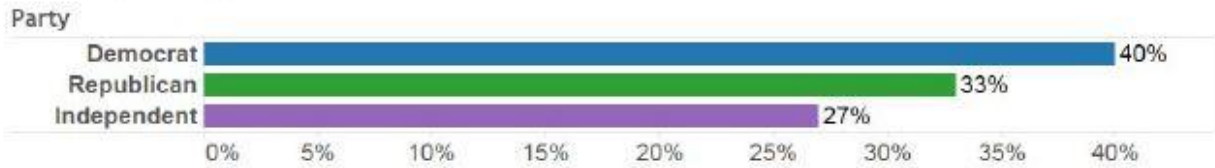
## 5) If the election for President were held today, for whom would you vote?

Q5: President

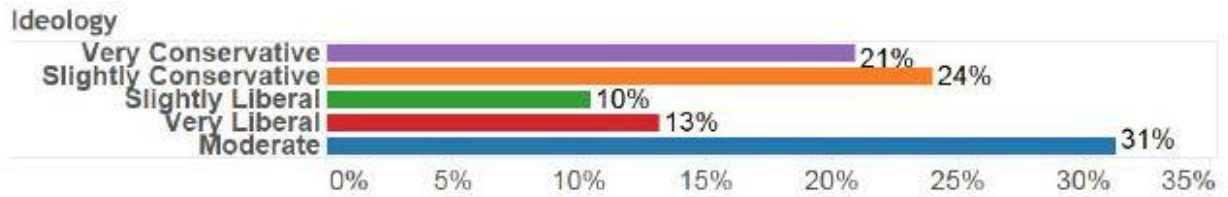


The following questions are for demographic purposes:

What is your party affiliation?



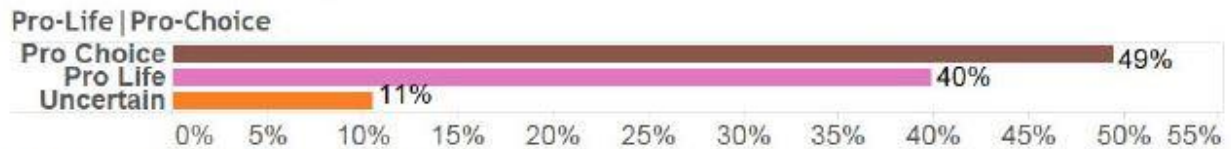
What is your political ideology?



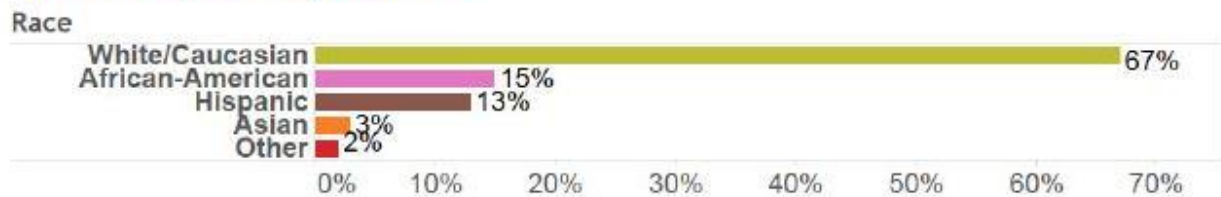
Do you consider yourself a member of the Tea Party?



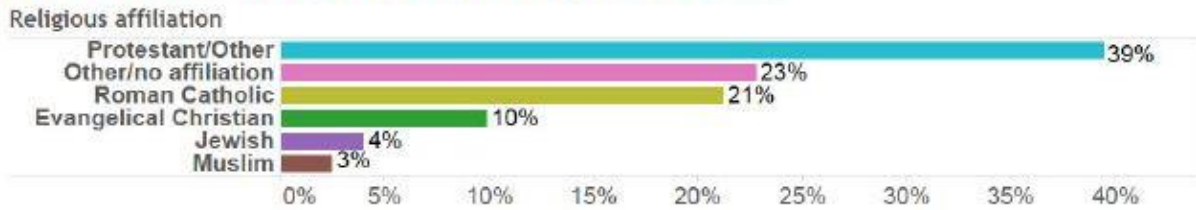
Do you consider yourself to be Pro-Life or Pro-Choice when it comes to the question of whether or not abortion should be legal?



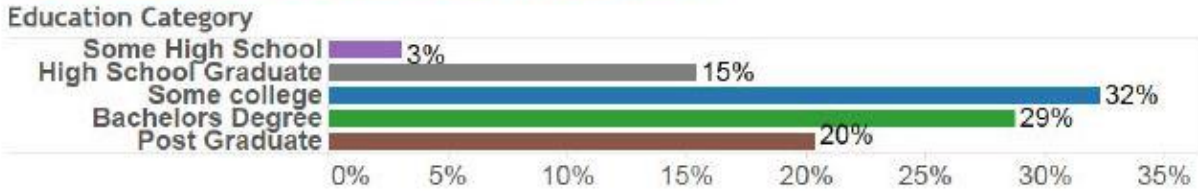
What race do you identify yourself as?



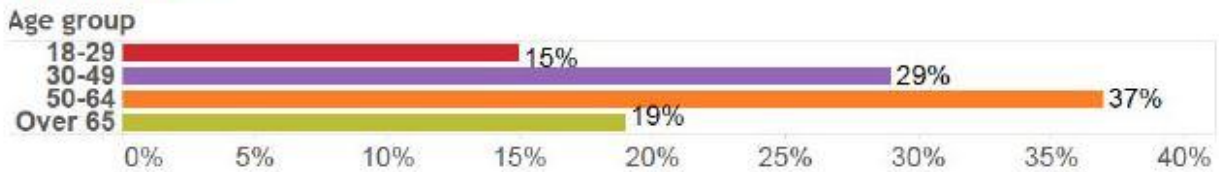
### Which of the following best represents your religious affiliation?



### What is the highest level of education have you completed?



### How old are you?



### What is your gender?

