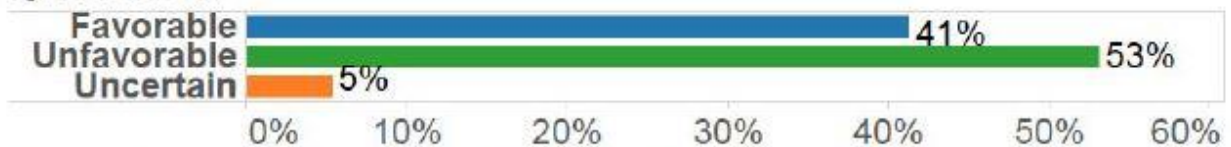


# National Polling Results

One America News Network and Gravis Marketing, a nonpartisan research firm, conducted a random survey of 5,360 registered voters across the U.S. The poll was conducted on October 31<sup>st</sup> and has a margin of error of  $\pm 1.3\%$  at the 95% confidence level. The total may not equal to 100% because of rounding. The polls were conducted using interactive voice response technology and an online panel of cell phone respondents. The results are weighted by anticipated voting demographics.

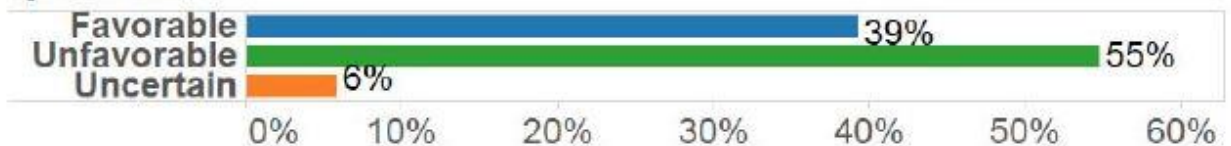
## 3) Do you have a favorable or unfavorable opinion of Hillary Clinton?

### Q3: CLINTON



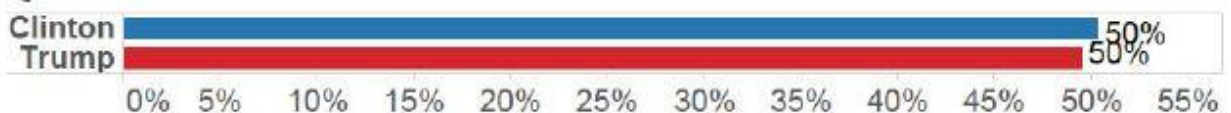
## 4) Do you have a favorable or unfavorable opinion of Donald Trump?

### Q4: TRUMP



## 5) If the election for President were held today, for whom would you vote?

### Q5: PRESIDENT



## 6) If you had to vote today in a matchup between Hillary Clinton, Donald Trump, Gary Johnson and Jill Stein, who would you vote for?

### Q6: PRESIDENT

