



MINNESOTA 2nd CONGRESSIONAL DISTRICT BRUSHFIRE

2014 GENERAL ELECTION SURVEY

Survey conducted September 18th through September 21st, 2014. 568 likely General Election voters participated in the survey. Survey weighted to match average demographics of the past four General Elections. Margin of Error is +/-4.1% with a 95% level of confidence. 20% of interviews were conducted to cell phones. Totals do not always equal 100% due to rounding.



Q: The candidates for United States Congress are Republican John Kline, Democratic-Farmer-Labor Party candidate Mike Obermueller and Independence Party candidate Paula Overby. If the election were held today, for whom would you vote?

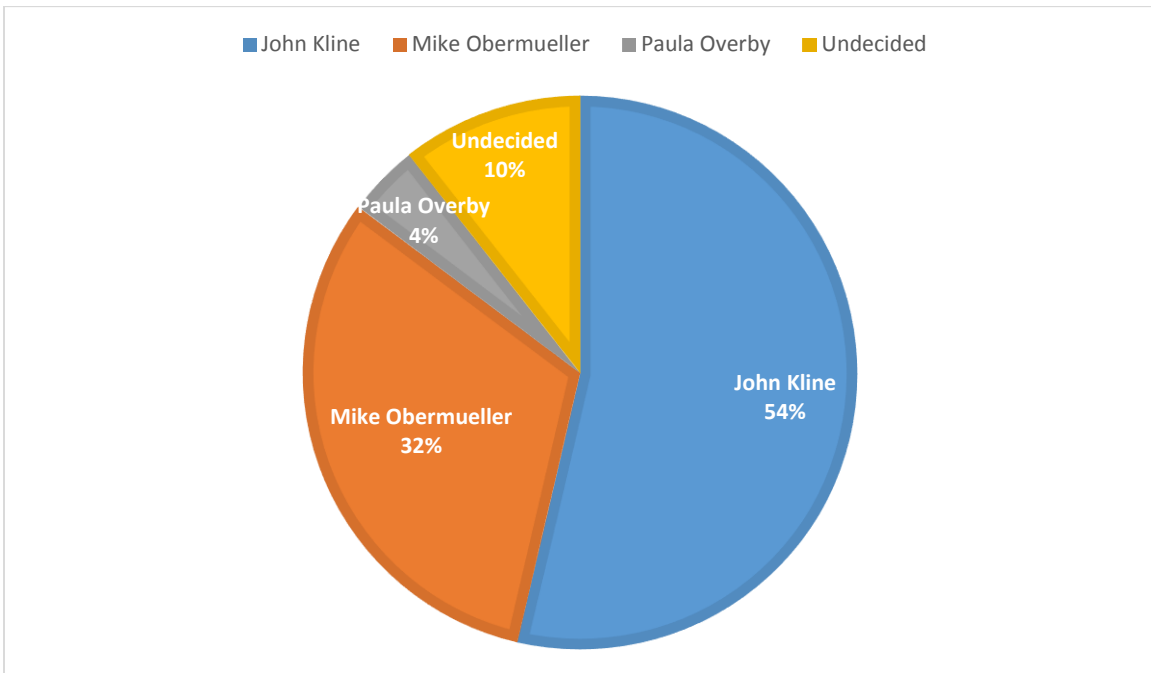


Figure 1. Total sample; base n = 568

Q: What is your opinion of John Kline?

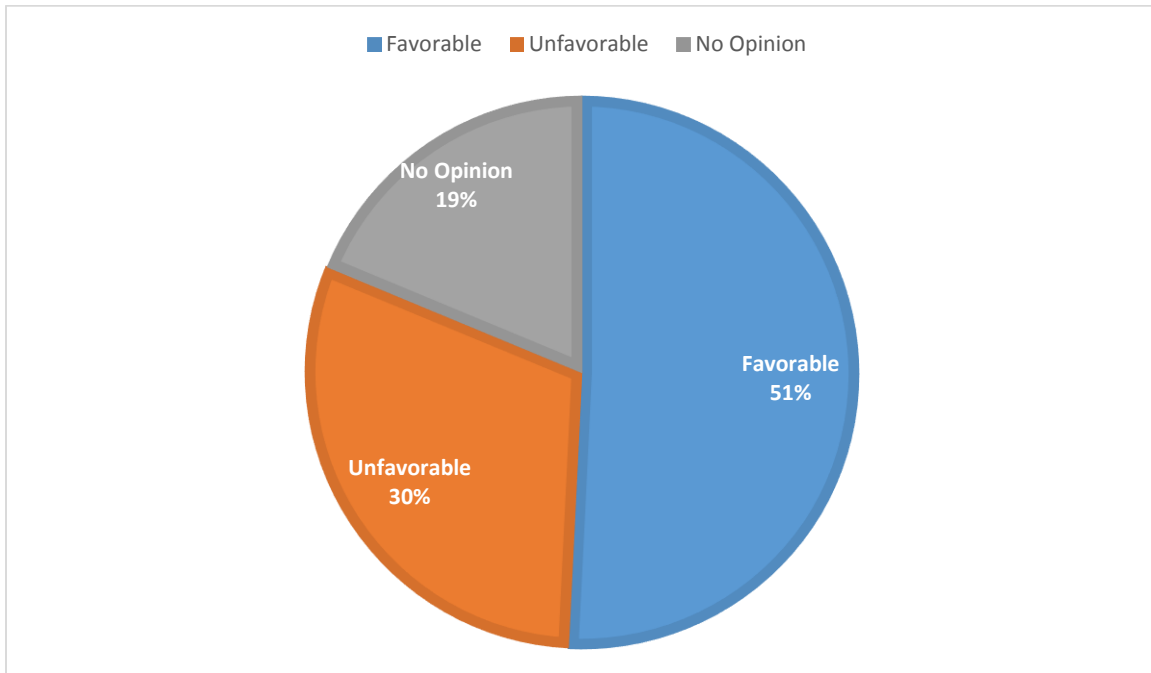


Figure 2. Total sample; base n = 568

Q: What is your opinion of Mike Obermueller?

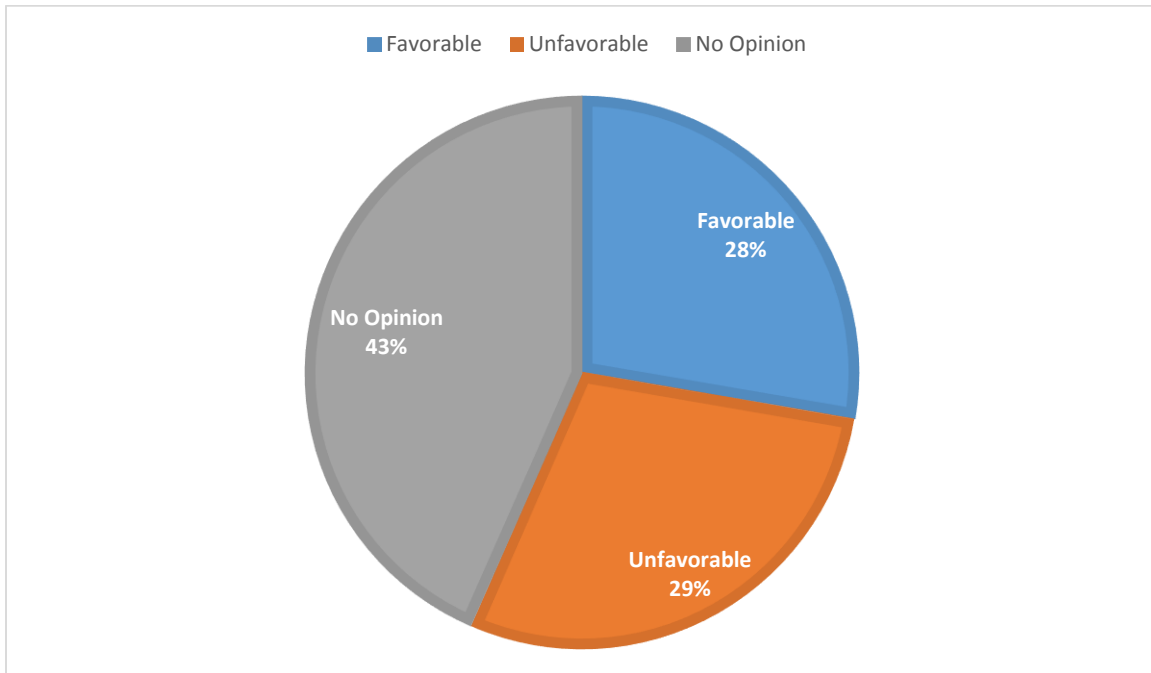


Figure 3. Total sample; base n = 568

Q: What is your opinion of Bill Maher?

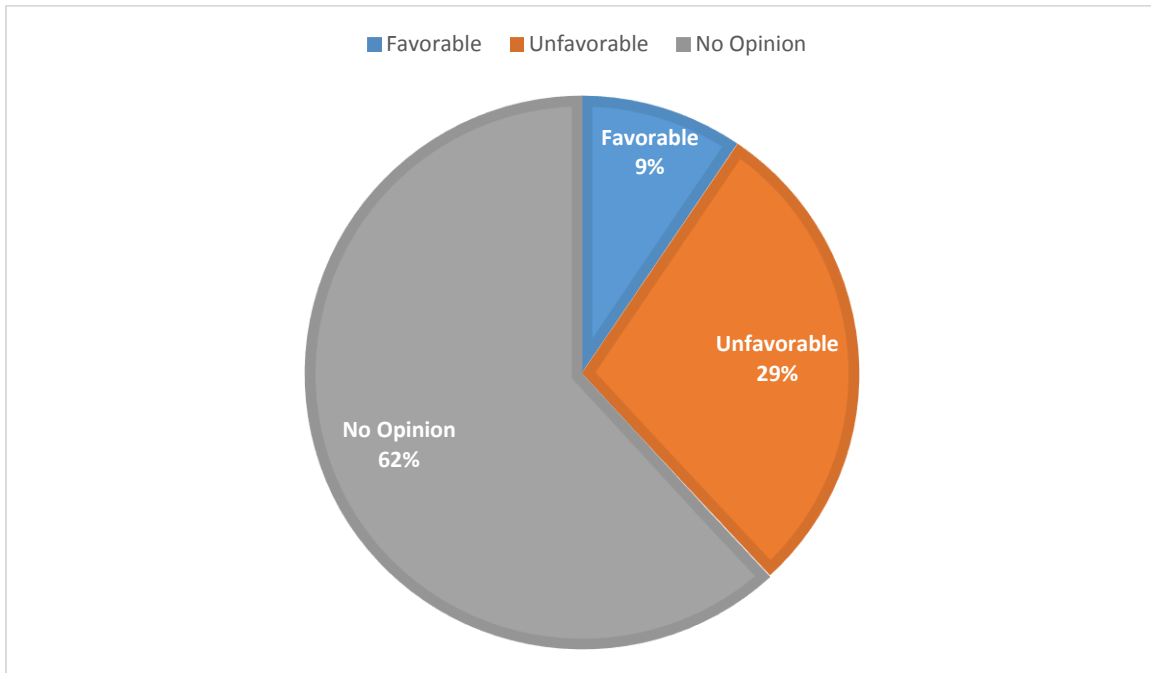


Figure 4. Total sample; base n = 568



BALLOT CROSSTABS

Ballot by Party

Column %	Republican	DFL	Non-Partisan
John Kline	92%	8%	51%
Mike Obermueller	2%	75%	24%
Paula Overby	2%	2%	10%
Undecided	5%	15%	14%

Ballot by Gender

Column %	Female	Male
John Kline	51%	57%
Mike Obermueller	32%	31%
Paula Overby	3%	5%
Undecided	13%	7%

Ballot by Age

Column %	18-29	30-39	40-49	50-69	70+
John Kline	49%	52%	62%	53%	52%
Mike Obermueller	39%	32%	24%	35%	25%
Paula Overby	2%	7%	5%	3%	6%
Undecided	10%	10%	9%	9%	17%

Ballot by County

Column %	DAKOTA	GOODHUE	RICE	SCOTT	WABASHA	WASHINGTON
John Kline	54%	58%	28%	59%	36%	50%
Mike Obermueller	32%	18%	58%	28%	35%	33%
Paula Overby	5%	4%	2%	2%	4%	3%
Undecided	8%	19%	12%	11%	25%	14%