



IA-03

BRUSHFIRE

2014 GENERAL ELECTION

Survey conducted October 11th – October 13th. 663 likely General Election voters participated in the survey. Survey weighted to match turnout demographics of the past 4 General Elections. Margin of Error is +/-3.8%. 20% of sample was conducted to cell phones.



Q. The candidates for United States Congress are Republican David Young, Democrat Staci Appel and Libertarian Edward Wright. If the election were held today, for whom would you vote?

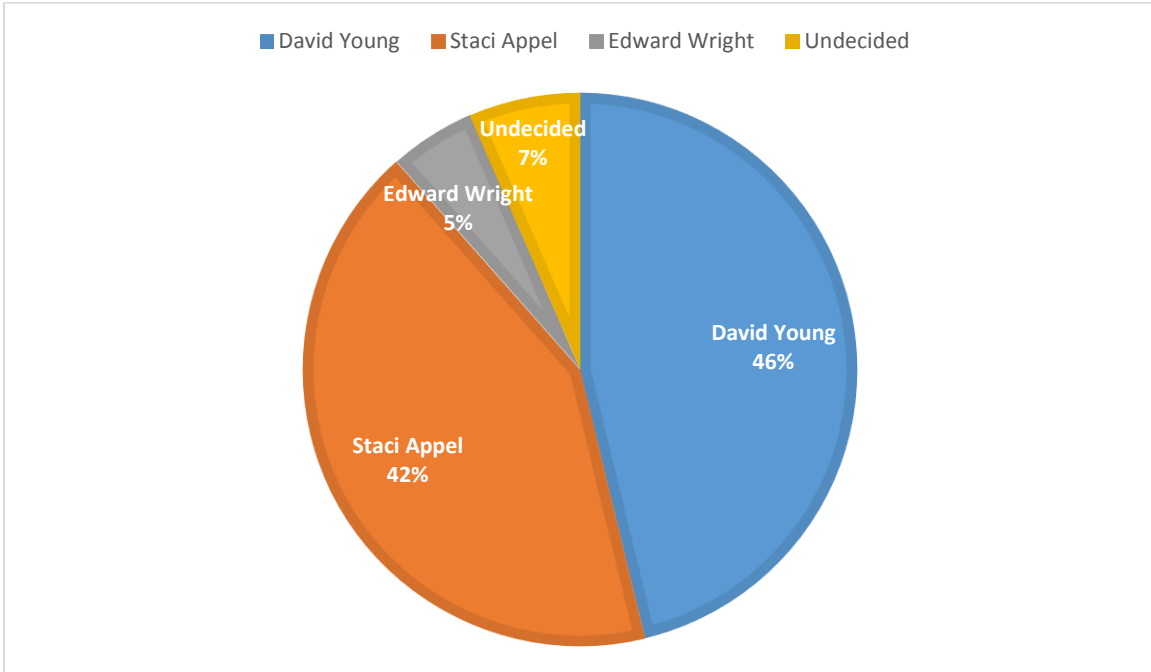


Figure 1. Total sample; base n = 663

Q. What is your opinion of David Young?

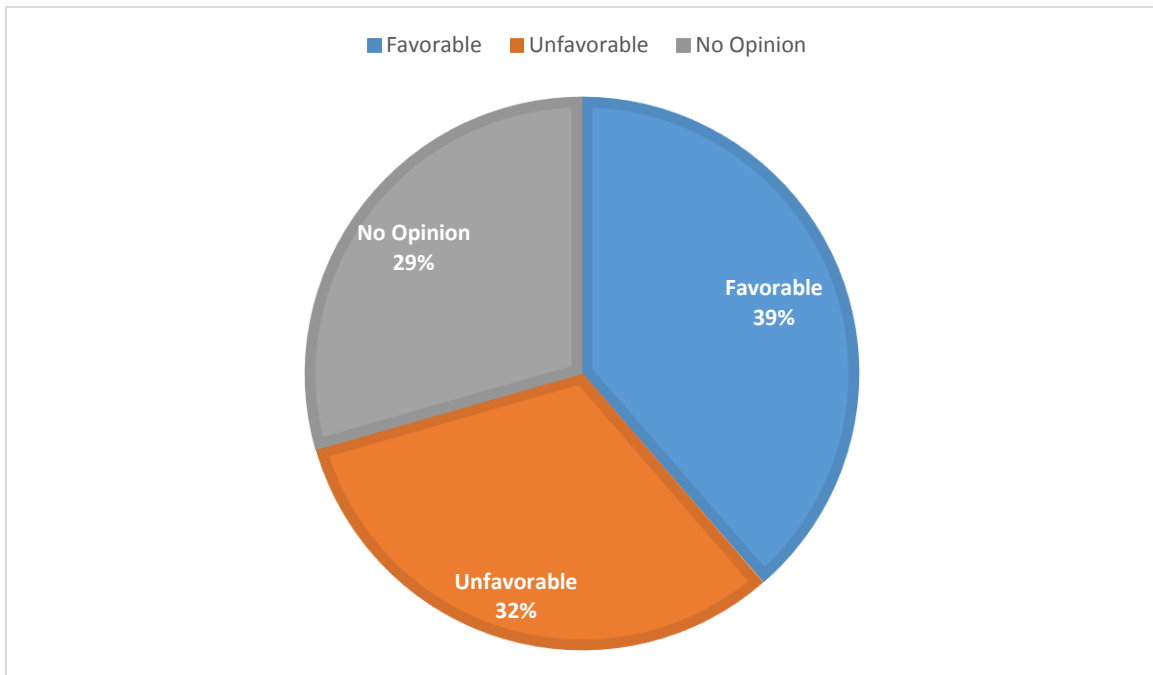


Figure 2. Total sample; base n = 663

Q. What is your opinion of Staci Appel?

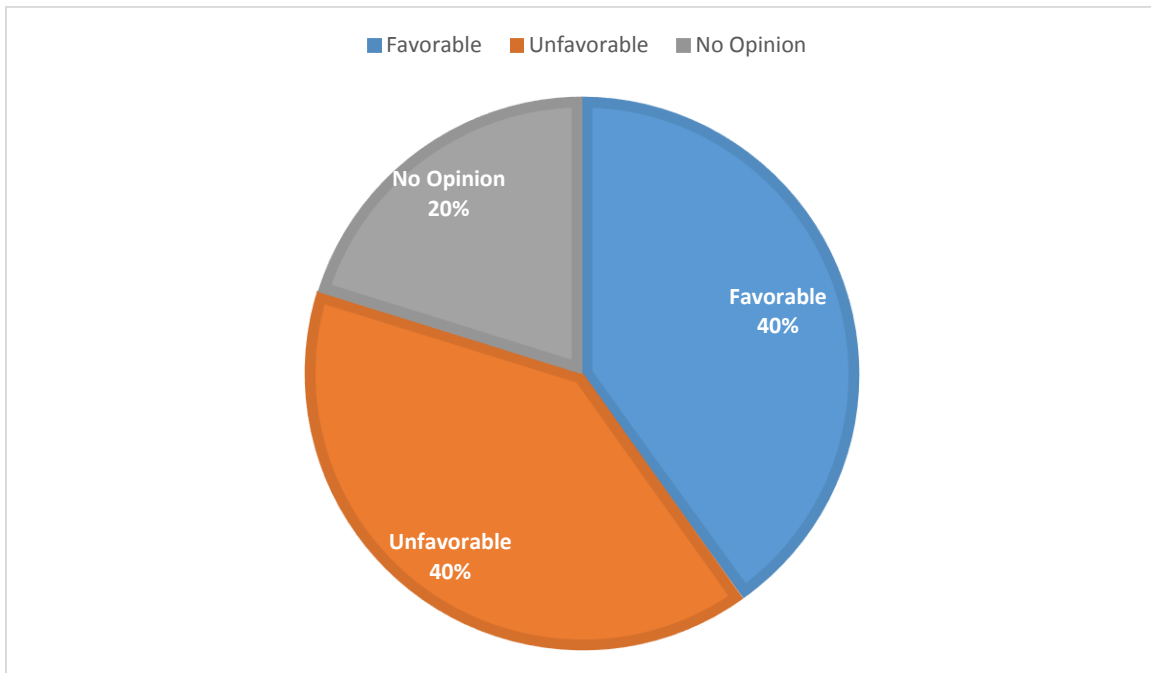


Figure 3. Total sample; base n = 663



BALLOT CROSSTABS

BY DMA

Column %	Des Moines-Ames	Omaha
David Young	45%	50%
Staci Appel	44%	36%
Edward Wright	5%	6%
Undecided	6%	8%

BY PARTY

Column %	Republican	Democrat	Non-Partisan
David Young	82%	10%	37%
Staci Appel	8%	84%	41%
Edward Wright	4%	2%	11%
Undecided	6%	4%	11%

BY GENDER

Column %	Female	Male
David Young	43%	50%
Staci Appel	46%	38%
Edward Wright	4%	6%
Undecided	7%	6%

BY AGE

Column %	18-29	30-39	40-49	50-69	70+
David Young	45%	21%	50%	46%	49%
Staci Appel	30%	49%	38%	45%	41%
Edward Wright	13%	18%	9%	5%	2%
Undecided	11%	12%	2%	5%	9%