



STATE OF FLORIDA
 SURVEY RESEARCH REPORT
 DECEMBER 2011
 OVERALL RESULTS

QUESTION 1. IF THE REPUBLICAN PRIMARY ELECTION FOR PRESIDENT WERE HELD TODAY, WHICH OF THE FOLLOWING CANDIDATES WOULD YOU BE VOTING FOR?





	#	%	
1. ROMNEY	207	27	
2. GINGRICH	202	26	
3. PERRY	33	4	
4. BACHMANN	32	4	
5. PAUL	38	5	
6. HUNTSMAN	11	1	
7. SANTORUM	12	1	
8. JOHNSON	2	0	
98. NOT SURE	243	31	
99. REFUSED	20		
TOTAL	800		

QUESTION 2. LOOKING AHEAD TO THE 2012 REPUBLICAN PRIMARY FOR UNITED STATES SENATE. IF THAT ELECTION WERE HELD TODAY, AND THE CANDIDATES WERE: GEORGE LEMIEUX, ADAM HASNER, CONNIE MACK, MICHAEL MCCALISTER, FOR WHOM WOULD YOU BE VOTING?









	#	%	
1. LEMIEUX	47	6	
2. HASNER	10	1	
3. MACK	307	39	
4. MCCALISTER	39	5	
98. NOT SURE	383	49	
99. REFUSED	15		
TOTAL	800		

STATE OF FLORIDA JUSTICE
 SURVEY RESEARCH REPORT
 DECEMBER 2011
 OVERALL RESULTS





QUESTION 3. ARE YOU OR ANY MEMBER OF YOUR FAMILY ACTIVE IN THE
 TEA PARTY MOVEMENT?

	#	%	
1. YES	87	11	
2. NO	702	88	
98. NOT SURE	5	1	
99. REFUSED	7		
TOTAL	800		

QUESTION 4. WHEN YOU THINK ABOUT YOUR POLITICAL BELIEFS,
 DO YOU THINK OF YOURSELF AS:





	#	%	
1. LIBERAL	67	8	
3. SOMEWHAT CONS	304	38	
4. VERY CONS	359	45	
5. MODERATE	39	5	
98. NOT SURE	21	3	
99. REFUSED	10		
TOTAL	800		
CONSERVATIVE	662	84%	
LIBERAL	67	8%	
NET CONSERVATIVE	596	75%	
CONS : LIB	9.9:1		

QUESTION 5. THINKING ABOUT THE INTERNET, ARE YOU ON FACEBOOK, MYSPACE,
 TWITTER OR SOME SOCIAL NETWORKING INTERNET SITE?









	#	%	
1. YES	335	42	
2. NO	450	57	
98. NOT SURE	6	1	
99. REFUSED	9		
TOTAL	800		

STATE OF FLORIDA JUSTICE
 SURVEY RESEARCH REPORT
 DECEMBER 2011
 OVERALL RESULTS






QUESTION 6. DO YOU OR ANY MEMBER OF YOUR HOUSEHOLD OWN A GUN OF ANY TYPE?

	#	%	
1. YES	399	52	
2. NO	358	47	
98. NOT SURE	8	1	
99. REFUSED	34		
TOTAL	800		

QUESTION 7. HOW OFTEN DO YOU ATTEND RELIGIOUS OR REGULAR CHURCH SERVICES:



	#	%	
1. <ONCE A WEEK	132	17	
2. WEEKLY	307	39	
3. SEVERAL MONTH	47	6	
4. ONCE A MONTH	46	6	
5. COUPLE YEAR	151	19	
6. NEVER	100	13	
98. NOT SURE	4	0	
99. REFUSED	13		
TOTAL	800		

QUESTION 8. AGE



	#	%	
1. 18-34	56	7	
2. 35-44	88	10	
3. 45-54	160	22	
4. 55-64	176	20	
5. 65+	320	41	
TOTAL	800		

STATE OF FLORIDA JUSTICE
 SURVEY RESEARCH REPORT
 DECEMBER 2011
 OVERALL RESULTS











QUESTION 9. GENDER

	#	%	
1. MALE	388	49	
2. FEMALE	412	51	
TOTAL	800		

QUESTION 10. VOTING HISTORY

	#	%	
1. ONE OF TWO	250	31	
2. TWO OF TWO	550	69	
TOTAL	800		

QUESTION 11. MEDIA MARKETS

	#	%	
1. MIAMI-FT LAUDER.	64	8	
2. WEST PALMBEACH FT PIERCE	63	8	
3. TAMPA ST PETE SARASOTA	202	25	
4. GAINS.	14	2	
5. FT MYERS NAPLES	67	8	
6. ORLANDO DAYTONA MELBOUR.	191	24	
7. JACKSON.	91	11	
8. TALLAHASSEE	17	2	
9. PENSACOLAMOBILE	64	8	
10. PANAMA CITY	27	3	
TOTAL	800		