

Methodology:

Public Opinion Strategies, on behalf of Revere America, conducted a national survey among 800 registered voters, including 100 cell phone interviews, on February 17-21, 2011. The margin of error for this survey is $\pm 3.46\%$.

The research team consisted of Bill McInturff and Lori Weigel as primary researchers, Micah Roberts as senior project director, and analytical assistance was provided by Sara Walter.

Voters continue to pay attention to this issue and have an unusual amount of information about the new health care law compared to most public policy issues.

How Much Have You Seen, Read, or Heard About...?

% Heard A Lot

% Total A Lot/Some

**Recent Judicial
Decisions**

24%

57%

**Votes in US
Congress to
Repeal**

23%

55%

Voters expect the worst though as a majority say the new health care law will increase the deficit and increase their own health care costs.

Outcomes of New Health Care Law

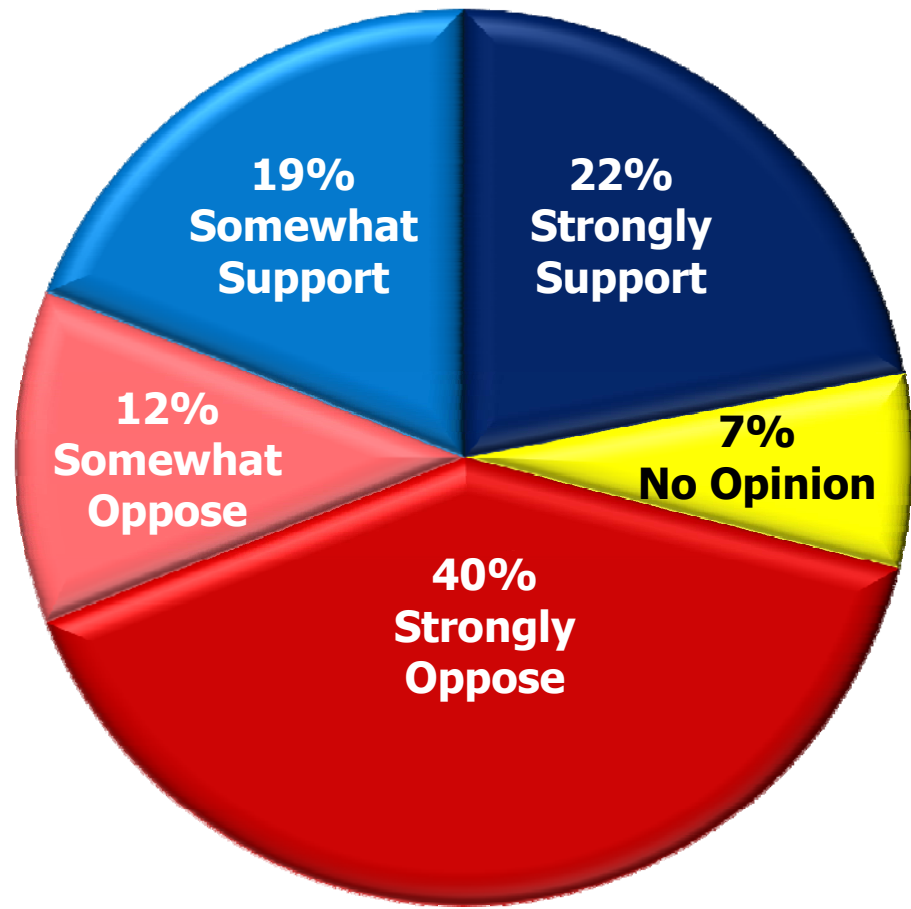
	<i>Total</i>
Cost Going Up	55%
Federal Deficit Larger	55%
Increased State Spending	53%
Quality of Care Worse	39%

As there was throughout 2010, there continues to be a decided intensity edge for those who “strongly oppose” the new health care law.

Support/Oppose New Health Care Law

Total Support	41%
Total Oppose	52%

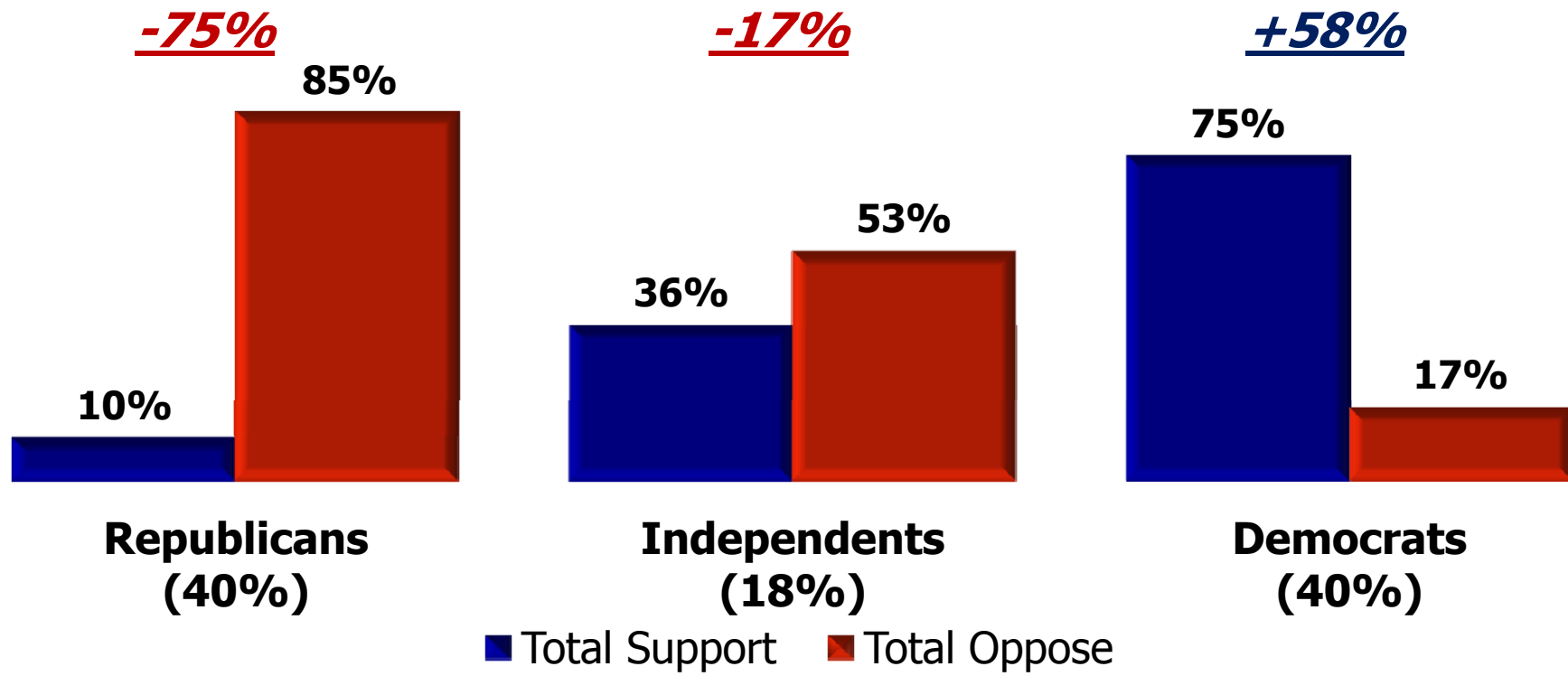
Overall, given what you know about the new health care law that was enacted by the Obama administration and Congress in 2010, would you say you support or oppose this law?



Two key numbers: The majority opposition from Independents and that almost three out of four Republicans “strongly oppose” the new health care law.

Support/Oppose New Health Care Law by Party

	<u>Strongly Support</u>	<u>Strongly Oppose</u>
Republicans	4%	73%
Independents	16%	38%
Democrats	43%	10%

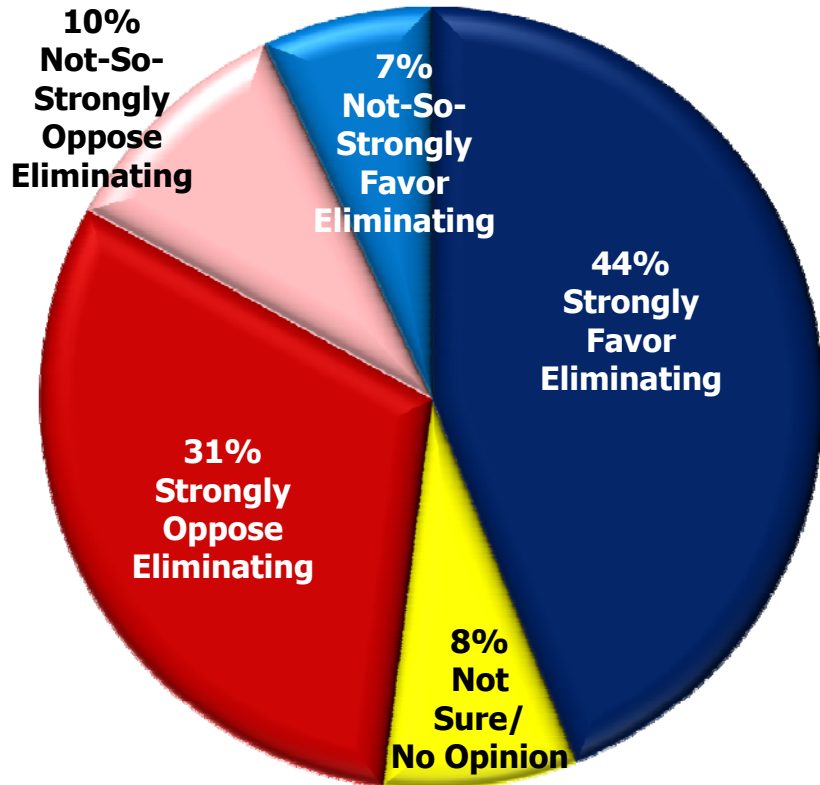


A majority of voters favor repealing and eliminating the new health care law. Note the intensity on this issue with three out of four Americans having a strong opinion.

Favor/Oppose Repealing Health Care Law

Overall

Total Favor	51%
Total Oppose	41%

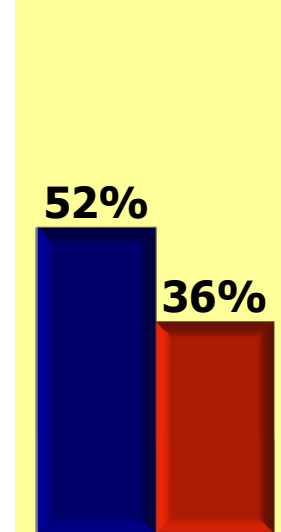


By Party

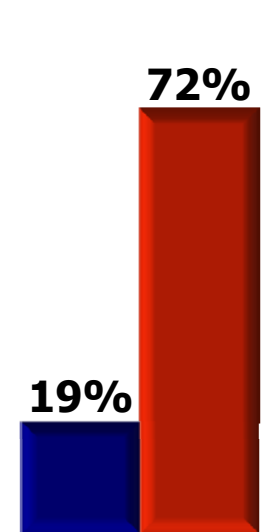
+69%



+16%



-53%



■ Total Favor ■ Total Oppose